

# CLARENDON HILLS



## FIRE DEPARTMENT



# 2007 ANNUAL REPORT

---

2007 was a very busy and challenging year for the Clarendon Hills Fire Department. Along with responding to Fire, EMS and Rescue emergencies, the Fire Department performed many other functions for the citizens of Clarendon Hills.

The members of the Clarendon Hills Fire Department are all dedicated and highly skilled professionals who provide service in the areas of Fire suppression, Emergency Medical Services, Rescue Services, Fire Prevention, Public Education and CPR.

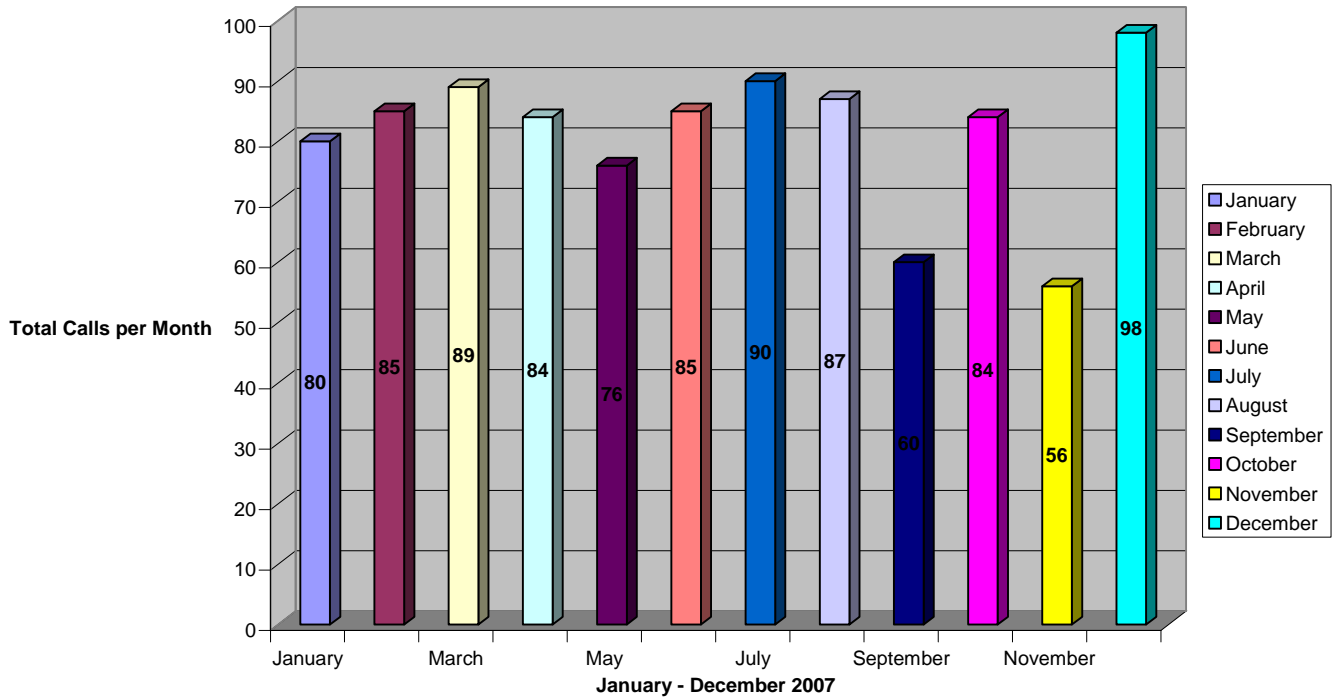
The Clarendon Hills Fire Department responded to 974 calls for emergency service in 2007. This total includes requests for both Fire and EMS service as well as activated fire alarms. The daily call average for 2007 was 2.67 calls per day. This is less than a 1% decrease as compared to the number of emergency calls in 2006.

Fire/Rescue call response emergencies were 233 (24.0%); Ambulance call response emergencies were 463 (47.5%) and Alarm investigations were 278 (28.5%).

In 2006 there was no firefighters injured during an emergency call. There was (2) civilian injuries and no deaths as a result of a fire.

The following graphs and other statistics listed in this document provide a breakdown of all services provided to the public by the Clarendon Hills Fire Department in 2007.

### Total Fire Department Emergency Responses



### Total Calls by Year 1981 to 2007

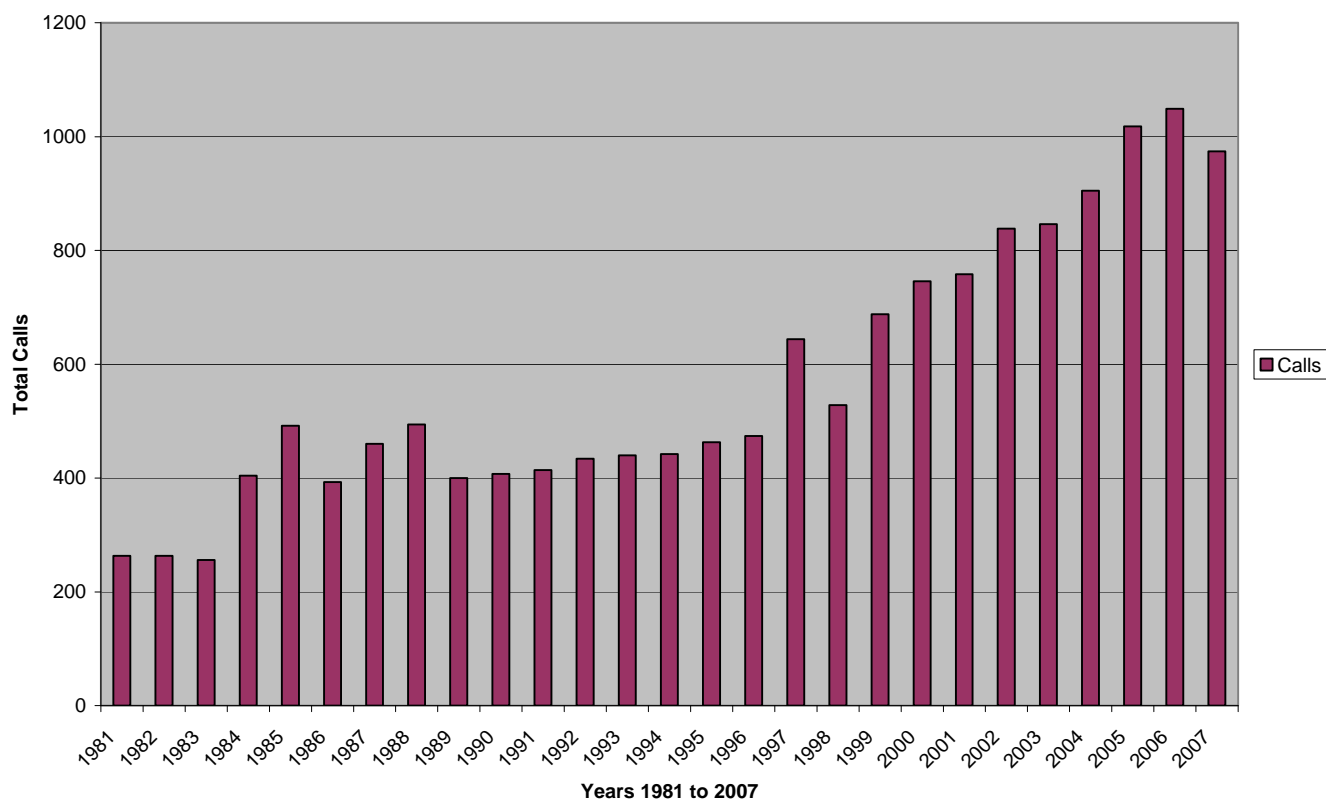
Year	Calls
1981	263
1982	263
1983	256
1984	404
1984	404
1985	492
1986	393

Year	Calls
1987	460
1988	494
1989	400
1990	407
1991	414
1992	434
1993	440

Year	Calls
1994	442
1995	463
1996	474
1997	644
1998	528
1999	688
2000	746

Year	Calls
2001	758
2002	838
2003	846
2004	905
2005	1018
2006	1049
2007	974

### Total Emergency Responses from 1981 to 2007



### Department Activity and Call Breakdown

Incident Type Code	Category	Total Count	Shift 1 6:00 - 18:00	Shift 2 18:00 - 6:00
113	Cooking Fire - confined to container	1	0	1
142	Brush or brush & grass mixture fire	2	1	1
150	Outside rubbish fire, Other	2	1	1
151	Outside rubbish, trash or waste fire	3	1	2
154	Dumpster or outside trash receptacle fire	1	1	0
300	Rescue, EMS incident, Other	1	1	0
321	EMS call, excluding vehicle accident w/injury	402	267	135
322	Motor vehicle accident w/injury	29	24	5
323	Motor vehicle/pedestrian accident (MV Ped)	3	2	1
324	Motor vehicle accident with no injuries	6	4	2
353	Removal of victim(s) from stalled elevator	6	4	2
412	Gas leak (natural gas or LPG)	18	13	5
413	Oil or combustible liquid spill	1	1	0
424	Carbon monoxide incident	1	0	1
440	Electrical wiring/equipment problem, Other	3	3	0
441	Heat from short circuit (wiring) defective or worn	1	1	0
444	Power line down	14	6	8
445	Arching, shorted electrical equipment	8	3	5

511	Lock-out	3	2	1
521	Water evacuation	1	1	0
531	Smoke or odor removal	16	11	5
551	Assist police or other governmental agency	2	2	0
552	Police Matter	1	1	0
553	Public service	7	4	3
554	Assist invalid	17	12	5
555	Defective elevator, no occupants	4	3	1
561	Unauthorized burning	2	2	0
571	Cover assignment, standby, move up	121	75	46
600	Good intent call, Other	1	0	1
611	Dispatched & cancelled en route	3	3	0
622	No incident found on arrival at dispatch address	3	1	2
631	Authorized controlled burning	3	0	3
651	Smoke scare, odor from smoke	1	0	1
652	Steam, vapor, fog or dust thought to be smoke	3	3	0
671	HazMat release investigation w/no HazMat	1	1	0
700	False alarm or false call, Other	3	1	2
710	Malicious, mischievous false call, Other	0	0	0
730	System malfunction, Other	0	0	0
731	Sprinkler activation, due to malfunction	1	0	1
7301	Trouble Fire Alarm - Due to System Malfunction	87	55	32
733	Smoke detector activation due to malfunction	16	12	4
734	Heat detector activation due to malfunction	0	0	0
735	Alarm system sounded due to malfunction	11	8	3
7351	Residential Fire Alarm - System Malfunction	13	8	5
736	CO detector activation due to malfunction	30	16	14
740	Unintentional transmission of alarm, Other	1	1	0
7401	Trouble Fire Alarm - TX Line/Human Error	10	7	3
741	Sprinkler activation, no fire – unintentional	6	4	2
743	Smoke detector activation, no fire - unintentional	35	25	10
744	Detector activation, no fire – unintentional	5	2	3
745	Alarm system activation, no fire - unintentional	22	11	11
7451	Residential Fire Alarm - Unintentional Human Error	35	27	8
746	Carbon monoxide detector activation, no CO	3	0	3
812	Flood Assessment	1	0	1
814	Lightning Strike (no fire)	4	0	4
<b>Total Incident Count</b>		974		

## Fire Alarms

<b>NFIRS CODE</b>	<b><u>200</u> <u>2</u></b>	<b><u>200</u> <u>3</u></b>	<b><u>200</u> <u>4</u></b>	<b><u>200</u> <u>5</u></b>	<b><u>200</u> <u>6</u></b>	<b><u>200</u> <u>7</u></b>
71 - Activated Fire alarms (Due to maliciousness)	2	1	2	1	0	0
73 - Activated Fire alarms (Due to system malfunction)	184	172	145	164	161	115
73 - Activated Fire alarms (Due to system malfunction) (Residential)	n/a	n/a	n/a	27	10	13
74 - Activated Fire alarms (Accidental or weather related)	124	48	111	119	124	79
74 - Activated Fire alarms (Accidental or weather related) (Residential)	n/a	n/a	n/a	n	10	35

## Structural / Vehicle Fires

NFIRS CODE	<u>200</u> <u>2</u>	<u>200</u> <u>3</u>	<u>200</u> <u>4</u>	<u>200</u> <u>5</u>	<u>200</u> <u>6</u>	<u>200</u> <u>7</u>
11 - Structure fires In/Out-side	31	40	4	1	6	1
13 - Automobile fires	1	5	2	2	1	0
14 - Tree, Grass, brush fires	3	1	2	4	1	2
15 - Dumpster / Rubbish fires	3	4	5	4	0	6
16 – Outside Fire – Other	3	0	1	0	1	0
65 - Smoke scare	3	0	0	3	5	1

## Hazard Responses

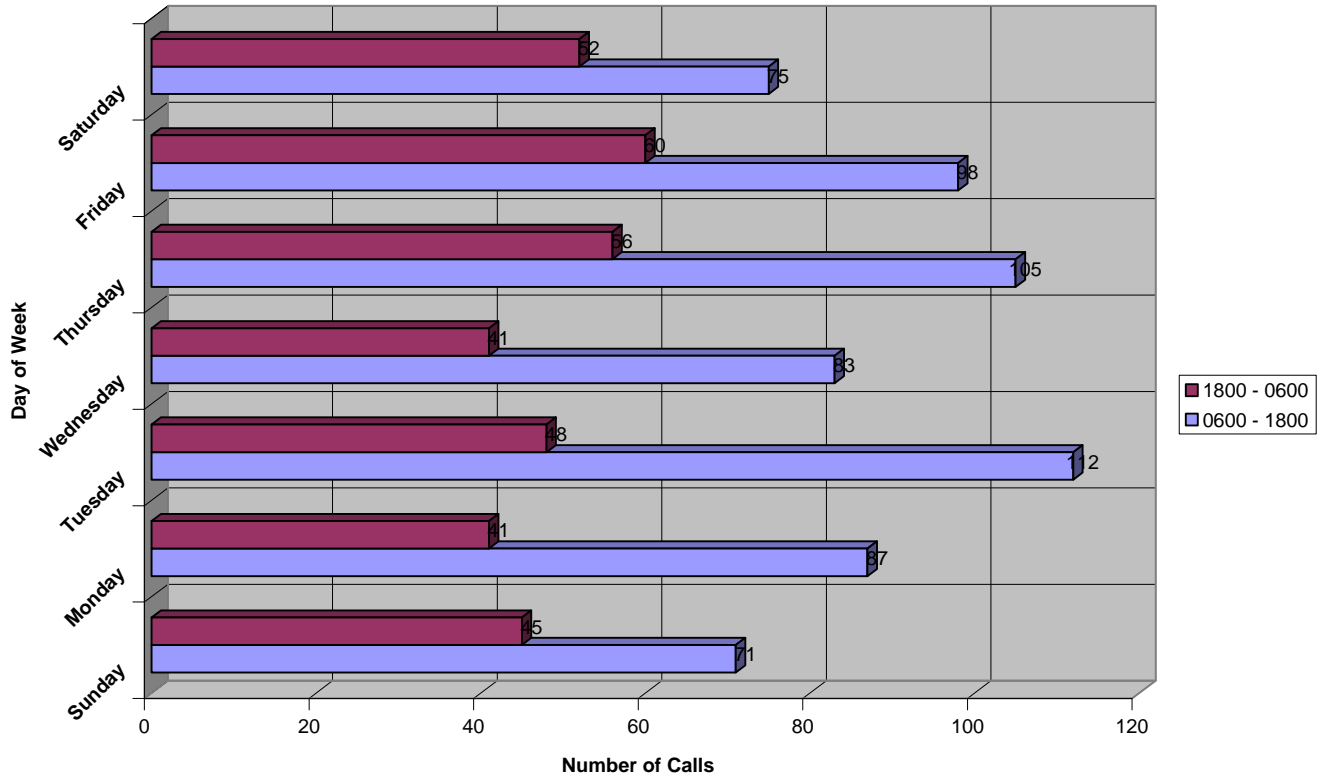
NFIRS CODE	<u>200</u> <u>2</u>	<u>200</u> <u>3</u>	<u>200</u> <u>4</u>	<u>200</u> <u>5</u>	<u>200</u> <u>6</u>	<u>200</u> <u>7</u>
35 - Roadway auto accidents	39	35	35	41	23	42
41 - Natural Gas leaks / Fuel spills (No Fire)	18	14	18	42	27	18
42 - Chemical Spill or Leak	n/a	n/a	1	3	1	0
44 - Reports of downed wires (Electrical, Phone or Cable)	6	12	15	10	24	26
53 - Odor Investigations	14	13	12	18	5	16
Carbon Monoxide alarms / investigations	(14)	(15)	(33)	(17)	(27)	(27)
49 - Hazardous Levels Found	4	0	6	2	0	1
69 - No Hazardous Levels Found	10	15	27	15	27	26

## General Services

NFIRS CODE	<u>200</u> <u>2</u>	<u>200</u> <u>3</u>	<u>200</u> <u>4</u>	<u>200</u> <u>5</u>	<u>200</u> <u>6</u>	<u>200</u> <u>7</u>
50 - Lock out (Structure)	3	4	5	9	5	3
52 - Water evacuation	4	4	4	2	2	2
700 - False Alarm or False Call	n/a	n/a	2	1	1	3

# Call Breakdown by Day of Week / Shift

Incidents by Day of Week / Shift

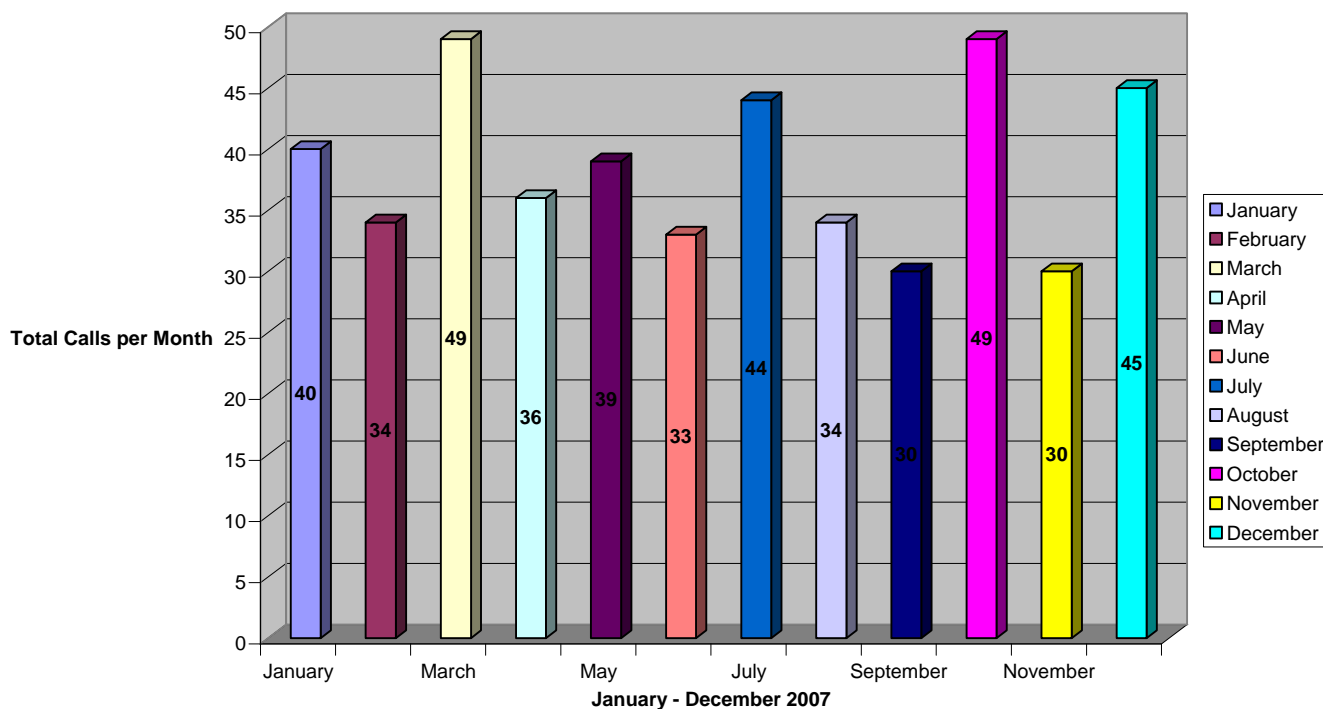


Day/Shift	Count	Percent
<b>Sunday</b>		
1 - 0600 - 1800	71	7.28%
2 - 1800 - 0600	45	4.62%
<b>Monday</b>		
1 - 0600 - 1800	87	8.93%
2 - 1800 - 0600	41	4.20%
<b>Tuesday</b>		
1 - 0600 - 1800	112	11.49%
2 - 1800 - 0600	48	4.92%
<b>Wednesday</b>		
1 - 0600 - 1800	83	8.52%
2 - 1800 - 0600	41	4.20%
<b>Thursday</b>		
1 - 0600 - 1800	105	10.78%
2 - 1800 - 0600	56	5.74%

<b>Friday</b>		
1 - 0600 - 1800	98	10.06%
2 - 1800 - 0600	60	6.16%
<b>Saturday</b>		
1 - 0600 - 1800	75	7.70%
2 - 1800 - 0600	52	5.30%

## Emergency Medical Services Call History

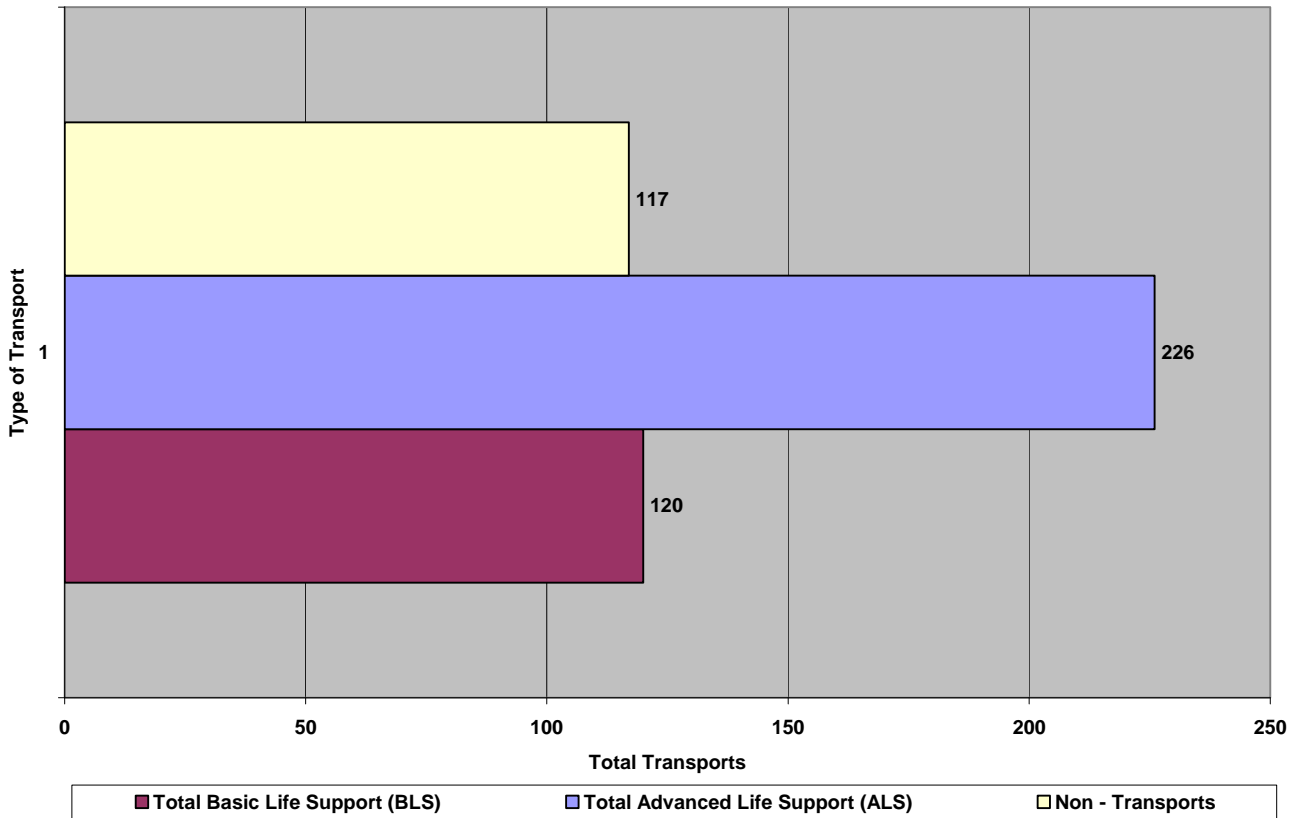
Total Fire Department EMS Responses



## ALS / BLS Transport Breakdown

	2003		2004		2005		2006		2007	
<b>Total Advanced Life Support (ALS)</b>	19	69%	21	67%	20	44%	18	45%	226	49%
<b>Total Basic Life Support (BLS)</b>	92	31%	5	33%	13	29%	13	32%	120	26%
<b>Non - Transport</b>					12	26%	98	24%	117	25%

### 2007 ALS / BLS Transport Breakdown



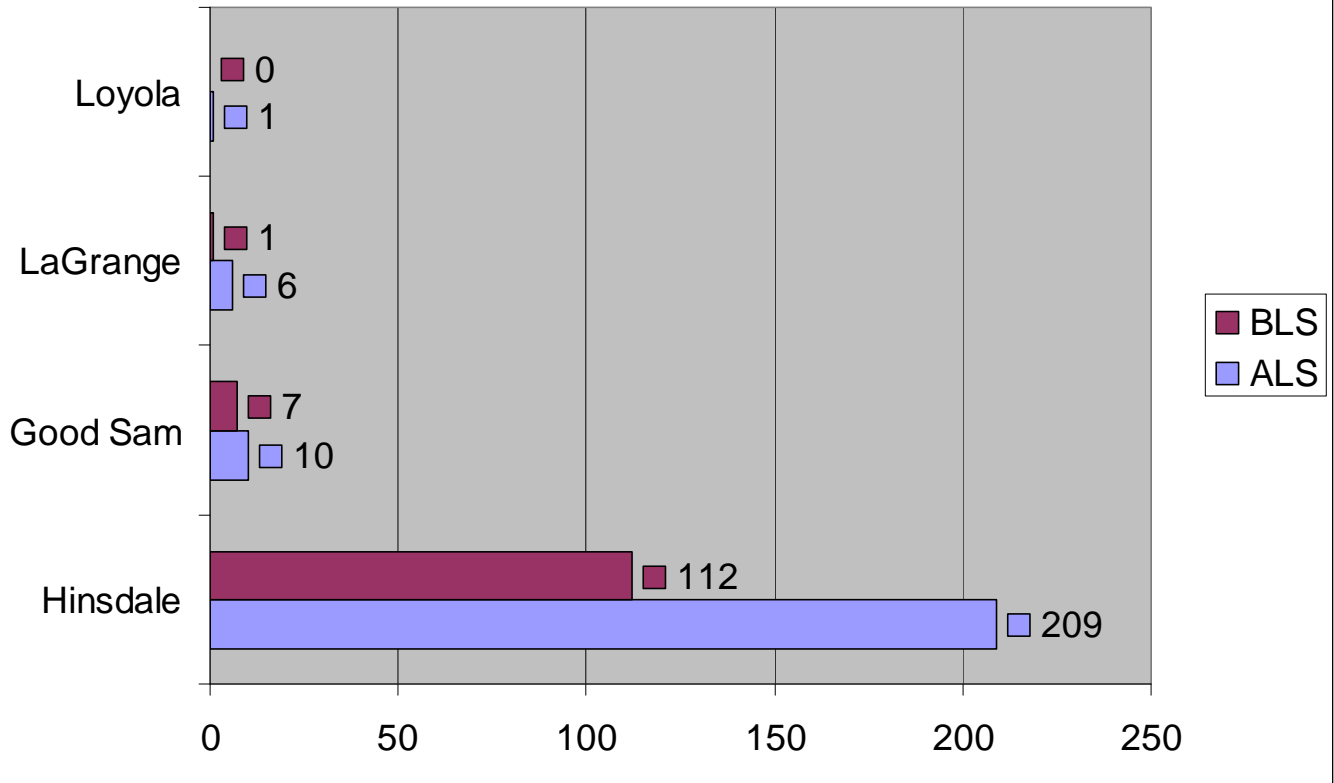
Non-Transports include (Invalid Assist, Refusals, No Patient, and Mutual Aid Given (No Patient))

The following numbers represent MICU (paper) and PCR Tablet (electronic) filed in 2002-2007

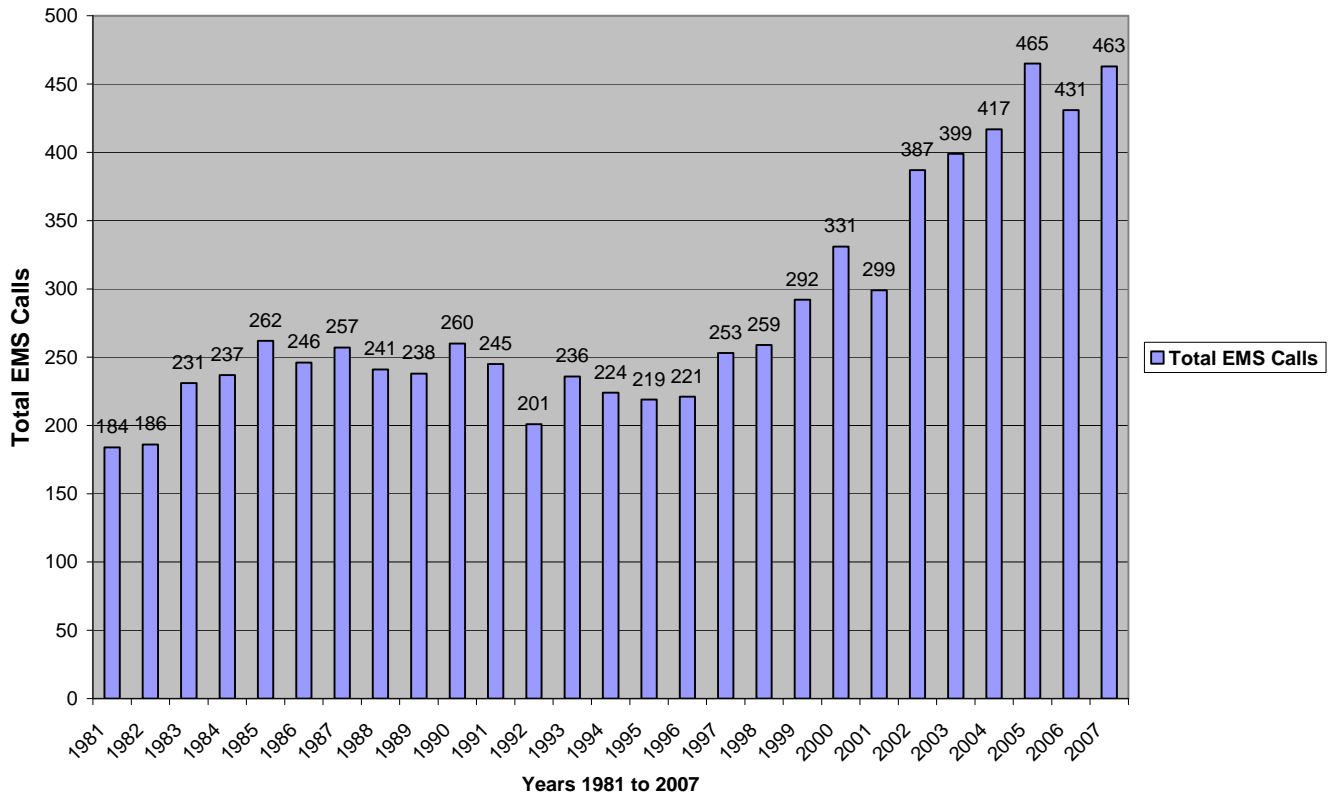
Year	2002	2003	2004	2005	2006	2007
Acute Abdominal Pain	9	6	14	6	12	11
Alcohol overdose (Male)	5	11	17	7	12	9
Alcohol overdose (Female)	0	2	7	4	7	12
Allergic Reaction	3	9	4	3	4	6
Animal Bite	1	0	0	1	0	1
Anxiety Attack	6	5	8	2	16	4
Asthma	3	3	6	3	7	3
Back Pain	2	7	13	12	8	10
Battery Victim	1	6	6	7	10	0
Burns	1	0	0	0	1	1
Bleeding	1	0	0	0	2	0
Cancer Patient	0	1	3	0	3	1
Carbon Monoxide Call	2	0	0	0	0	0
Cardiac Problems	23	25	12	23	27	28

Cardiac (Full) Arrest	4	6	5	6	3	3
Child Birth (Labor)	0	0	1	0	1	1
Choking Victim (Adult)	0	0	1	2	2	0
Choking Victim (Child)	0	4	1	3	0	1
CVA / TIA	22	22	19	19	17	11
Dead On Arrival [DOA]	7	5	1	5	7	3
Dehydration	7	11	3	5	8	1
Diabetic Emergency (Crisis)	5	8	3	2	6	1
Drug Overdose Male	3	3	6	3	2	3
Drug Overdose Female	2	0	1	4	3	2
Drug Overdose Child	0	0	0	0	1	0
Epistaxis (Bloody Nose)	0	0	0	2	2	4
Eye Injury	4	2	0	4	1	0
Trauma due to Fall	45	25	46	60	43	21
Extrication (Non-MVA)	0	0	0	0	4	0
General Illness	26	32	42	28	23	28
General Weakness	13	10	13	17	6	9
General Pain	12	42	27	32	37	39
Heat Related Complications	0	1	0	1	2	0
Hypertension	3	6	7	4	5	6
Insect Sting	0	0	0	2	0	0
Laceration(s)	7	10	15	13	9	7
Mutual Aid ALS / BLS (Rcvd)	18	10	19	13	0	3
No Complaint	3	1	0	0	3	37
No Patient	7	3	12	9	8	7
Patient Assistance	10	20	9	15	19	18
Psychological Patient	12	12	13	17	10	23
Respiratory Distress	23	10	13	33	17	20
Seizures	10	20	10	9	9	7
Sexual Assault	n/a	1	1	0	0	1
Smoke Inhalation	1	1	0	0	0	0
Stabbing	0	0	1	0	0	0
Suicide (Implied)	3	3	3	8	11	2
Suicide (Successful)	0	0	0	0	1	0
Syncope	n/a	n/a	25	27	15	32
Motor Vehicle Crash	37	34	38	52	35	15
Train vs. Pedestrian	1	0	0	0	0	0
Vehicle vs. Pedestrian	2	4	4	1	3	0
Train vs. Vehicle	0	0	0	1	0	0
Total	344	381	429	464	422	391

### Transports to Hospital ALS / BLS - 2007



### Total EMS Calls 1981 to 2007



### Total Ambulance Calls by Year

Year	Calls
1980	180
1981	184
1982	186
1983	231
1984	237
1985	262
1986	246

Year	Calls
1987	257
1988	241
1989	238
1990	260
1991	245
1992	201
1993	236

Year	Calls
1994	224
1995	219
1996	221
1997	253
1998	259
1999	292
2000	331

Year	Calls
2001	299
2002	387
2003	399
2004	417
2005	465
2006	431
2007	463

In 2006, Clarendon Hills Fire Department responded to locations outside of the Village for mutual aid ambulance calls 19 times and received mutual aid ambulance a total of 19 times.

## **EMS Division Training for 2007**

The EMS Division of the Clarendon Hills Fire Department has successfully completed or obtained the following items in an attempt to further the skills of not only our members, but also the residents and those who work in our community.

### **CPR Instructors Re-Certification taught at CHFD**

CPR Instructors for the Department completed the 2007 American Heart Association CPR Revision and Update Series to remain eligible to instruct CPR in the community. The instructors attended an 8 hour class taught in house by Nick Fish of the Delnor Hospital Community Training Center. At this time, the decision was made to transition away from ACES to Delnor CTC for purposes of cost and overall intentions of the organization. Delnor is a not for profit, hospital based training center, charging only cost for supplies and services, while ACES, a privately run firm, charged elevated prices for all supplies and services. The following instructors completed the transition:

Capt. Jim Jung  
Lt Jim Weil  
Lt Joe Jung  
FF/PM Dave Godek  
FF/EMT Rick Musil

Other eligible instructors for the department are;

FF/PM Mike Korzen  
FF/PM Pat Johl  
FF/PM Rob Padgett

Department instructors taught CPR for the following levels

Healthcare Provider  
Heartsaver AED  
Friends and Family

## **New Equipment**

### **Loyola Zoll Tablet (Paperless EMS Reporting)**

The department has purchased and started to train the department during the month of May and put in service on June 1, 2007 using the Loyola Tablet (Paperless Reporting System). The product we are running is ZOLL PCR Tablet. Effectively all reports are now entered into the tablet and after completing the report it is sent via the Internet (Secured Transport) to Loyola Hospital and stored on a server. Every month will retrieve all reports and store them on our system. This is the first step in going totally paperless, the billing system is next hopefully this year.

### **Zoll E-Series Cardiac Monitor**

The ZOLL E-Series Cardiac Monitor in-service was held on April 11, 2007 and put in full service on April 16, 2007.

**All of the departments Paramedics and EMT's continued the mandatory number of Continuing Educations hours to be Re-Licensed**

## **CPR/AED Training and Instruction & Maintenance**

During April and May of 2007 Fire Department CPR Instructors completed recertification instruction for all Village Employees (approximately 85) for their CPR/AED Certification.

In May of 2007, EMS Coordinator Greg Lawton coordinated the annual servicing of all Village Owned AED's (16) along with AED's owned by local businesses and organizations in the village. We contract with a private contractor who comes out to us and checks each AED for proper operation and re-certifies it for another 1 year period.

In 2007 the Clarendon Hills and Hinsdale Fire Departments assisted School district 181 in choosing AED's for their school buildings. AED's are now in place in all nine (9) SD 181 buildings in Clarendon Hills, Hinsdale and Burr Ridge

In 2007 Clarendon Hills CPR/AED Instructors trained and certified approximately 120 people in CPR/AED use. CPR classes are provided free to residents, businesses and employees of village businesses.

In 2007 CPR/AED was shown to 233 students at CHMS in the 8<sup>th</sup> grade Health education classes.

## **2007 EMS Training Summary Report**

The following drills (EMS Monthly Drills) are those, which were counted as standard evening training sessions.

<b>Date</b>	<b>Subject</b>
<b>1/9/2007</b>	<b>EMT - Airway Issues – Loyola</b>
<b>2/13/2007</b>	<b>EMT - Cardiac – Loyola</b>
<b>3/14/2007</b>	<b>EMT - Refusals – Loyola</b>
<b>4/3/2007</b>	<b>CPR - Instructor's Update – Delnor</b>
<b>4/11/2007</b>	<b>EMT - Patient History – Loyola</b>
<b>5/9/2007</b>	<b>EMT - Vaccinations – Loyola</b>
<b>6/13/2007</b>	<b>EMT - Documentation - Chief / EMS</b>
<b>7/10/2007</b>	<b>EMT - Disaster Procedures – Loyola</b>
<b>8/14/2007</b>	<b>EMT - Case Studies – Loyola</b>
<b>9/12/2007</b>	<b>EMT - Cyanide Emergency – Loyola</b>
<b>10/10/2007</b>	<b>EMT - Critical Skills – Loyola</b>
<b>11/14/2007</b>	<b>EMT - Elderly Care – Loyola</b>
<b>11/14/2007</b>	<b>CPR - Department Staff - In-House</b>
<b>12/13/2007</b>	<b>EMT - Equipment – Mandatory</b>

## **Fire Suppression Call History**

### **Totals Emergencies Fire Responses = 608**

In 2007, Clarendon Hills Firefighters responded to locations outside of the Village for mutual aid calls as follows. An Engine, Truck, Squad or other (Chief, Investigator or ISO) response occurred **133** times.

The Clarendon Hills Fire Department received fire apparatus and/or personnel from other communities (Mutual Aid **27** and Auto-Aid **24** times) during 2007.

**Clarendon Hills Fire Department  
Incident Type Report (Summary)**

Incident Type	Count	Pct of Incidents
<b>1 Fire</b>		
113 Cooking fire, confined to container	1	0.10%
142 Brush or brush-and-grass mixture fire	2	0.20%
150 Outside rubbish fire, other	2	0.20%
151 Outside rubbish, trash or waste fire	3	0.30%
154 Dumpster or other outside trash receptacle	1	0.10%
<b>Total</b>	<b>9</b>	<b>0.90%</b>
<b>3 Rescue &amp; Emergency Medical Service Incident</b>		
300 Rescue, EMS incident, other	1	0.10%
321 EMS call, excluding vehicle accident with injury	402	41.27%
322 Motor vehicle accident with injuries	29	2.97%
323 Motor vehicle/pedestrian accident (MV Ped)	3	0.30%
324 Motor Vehicle Accident with no injuries	6	0.61%
353 Removal of victim(s) from stalled elevator	6	0.61%
<b>Total</b>	<b>447</b>	<b>45.86%</b>
<b>4 Hazardous Condition (No Fire)</b>		
412 Gas leak (natural gas or LPG)	18	1.84%
413 Oil or other combustible liquid spill	1	0.10%
424 Carbon Monoxide incident	1	0.10%
440 Electrical wiring/equipment problem, Other	3	0.30%
441 Heat from short circuit (wiring), defective/worn	1	0.10%
444 Power line down	14	1.43%
445 Arcing, shorted electrical equipment	8	0.82%
<b>Total</b>	<b>46</b>	<b>4.69%</b>
<b>5 Service Call</b>		
511 Lock-out	3	0.30%
521 Water evacuation	1	0.10%
531 Smoke or odor removal	16	1.64%
551 Assist police or other governmental agency	2	0.20%
552 Police matter	1	0.10%
553 Public service	7	0.71%
554 Assist invalid	17	1.74%

555 Defective elevator, no occupants	4	0.41%
561 Unauthorized burning	2	0.20%
571 Cover assignment, standby, move-up	121	12.42%
<b>Total</b>	<b>174</b>	<b>17.82%</b>

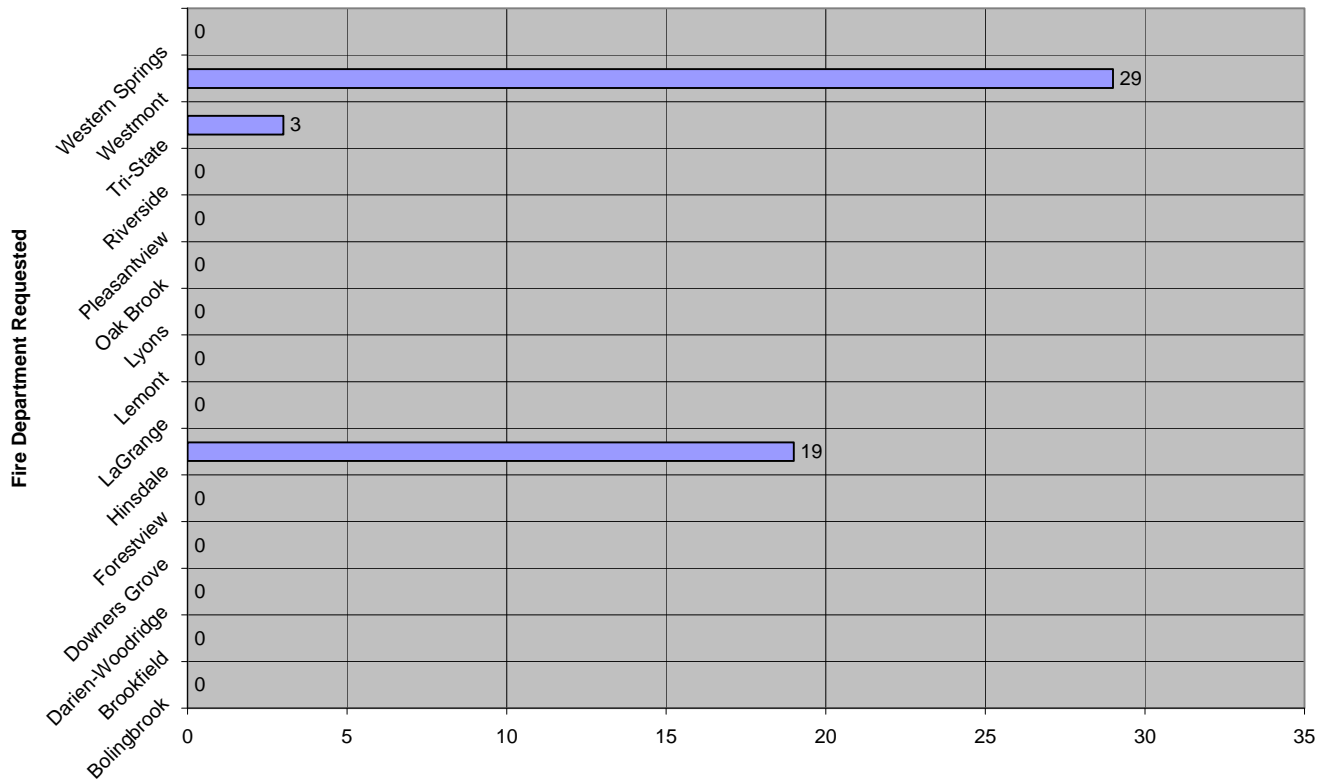
<b>6 Good Intent Call</b>		
600 Good intent call, Other	1	0.10%
611 Dispatched & cancelled en route	3	0.30%
622 No Incident found on arrival at dispatch address	3	0.30%
631 Authorized controlled burning	3	0.30%
651 Smoke scare, odor of smoke	1	0.10%
652 Steam, vapor, fog or dust thought to be smoke	3	0.30%
671 Hazmat release investigation w/no release	1	0.10%
<b>Total</b>	<b>15</b>	<b>1.54%</b>

<b>7 False Alarm &amp; False Call</b>		
700 False alarm or false call, Other	3	0.30%
7301 Trouble Fire Alarm - Due to System Malfunction	87	8.93%
731 Sprinkler activation due to malfunction	1	0.10%
733 Smoke detector activation due to malfunction	16	1.64%
735 Alarm system sounded due to malfunction	11	1.12%
7351 Residential Fire Alarm - System Malfunction	13	1.33%
736 CO detector activation due to malfunction	30	3.08%
740 Unintentional transmission of alarm, Other	1	0.10%
7401 Trouble Fire Alarm – TX Line/Human Error	10	1.02%
741 Sprinkler activation, no fire - unintentional	6	0.61%
743 Smoke detector activation, no fire - unintentional	35	3.59%
744 Detector activation, no fire - unintentional	5	0.51%
745 Alarm system activation, no fire - unintentional	22	2.25%
7451 Residential Fire Alarm - Unintentional Human Error	35	3.59%
746 Carbon monoxide detector activation, no CO	3	0.30%
<b>Total</b>	<b>278</b>	<b>28.54%</b>

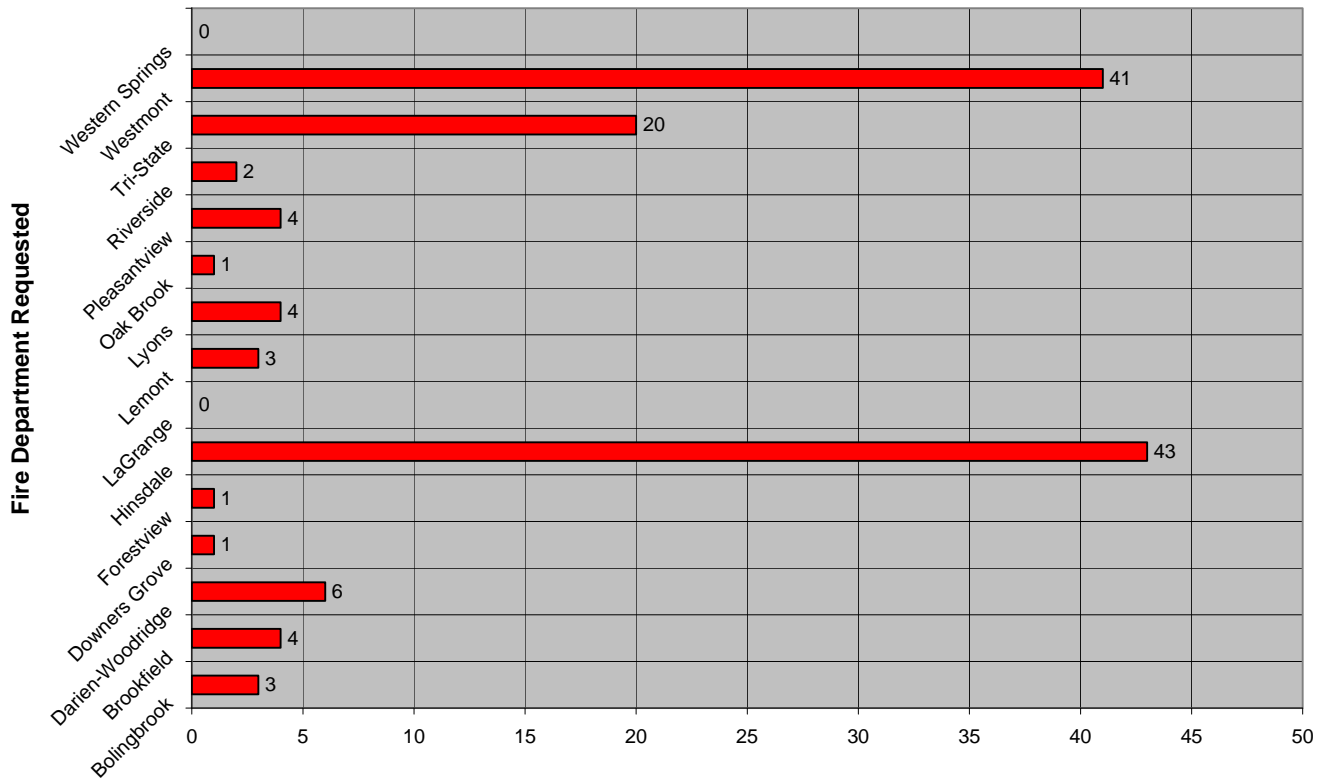
<b>8 Severe Weather &amp; Natural Disaster</b>		
812 Flood assessment	1	0.10%
814 Lightning strike (no fire)	4	0.41%
<b>Total</b>	<b>5</b>	<b>0.51%</b>

<b>Total Incident Count</b>	<b>974</b>
-----------------------------	------------

### Mutual Aid Received



### Mutual Aid Given



### Mutual Aid "Given" Responses

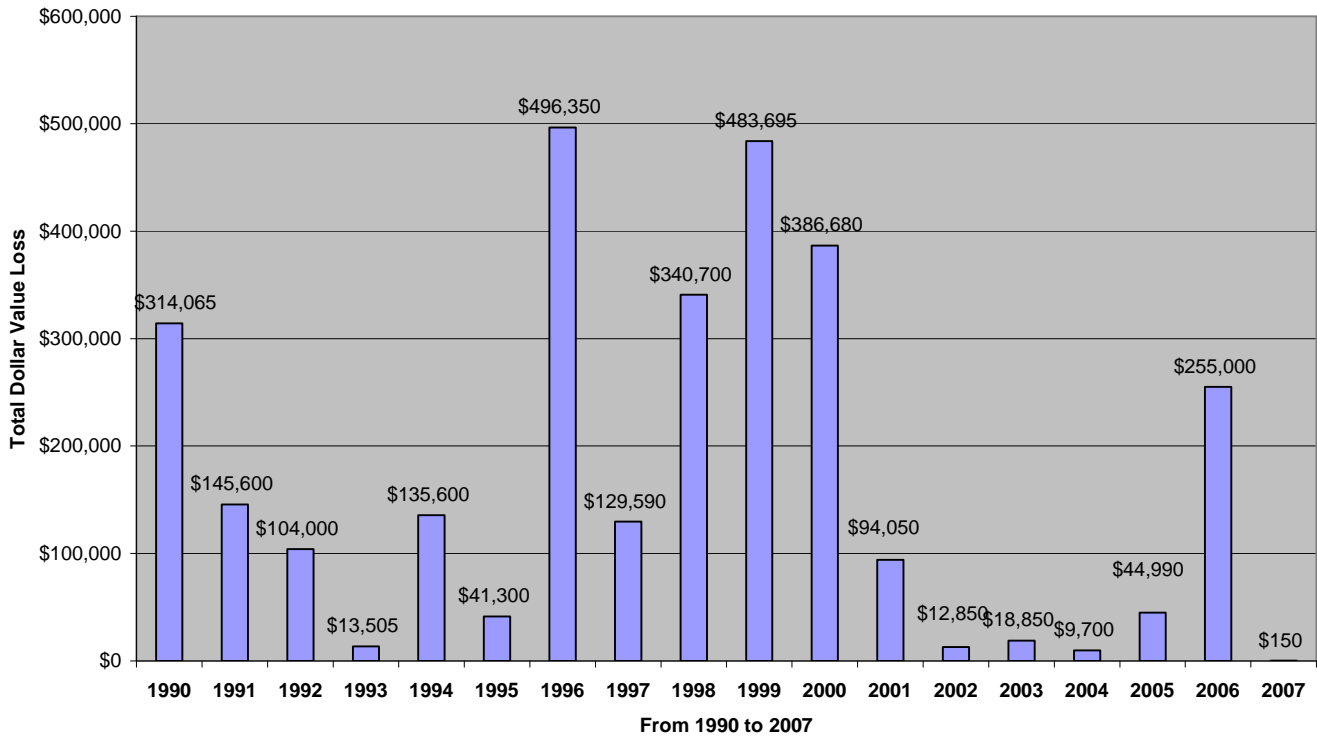
	2001	2002	2003	2004	2005	2006	2007
Chief #301 Responses	11	8	6	11	12	11	9
Deputy Chief #302 Responses	n/a	n/a	n/a	n/a	2	4	9
ISO #306 Responses	n/a	n/a	n/a	n/a	n/a	n/a	6
Engine #311 Responses	21	13	18	18	22	21	18
Ambulance #314 Responses	15	14	7	16	28	16	6
Truck #319 Responses	n/a	n/a	3	14	6	84	70
Squad #316 Responses	3	5	10	4	17	3	1
Other Personal Responses	n/a	n/a	n/a	n/a	3	6	0
No Response (Cancelled)	n/a	n/a	n/a	n/a	n/a	n/a	10
<b>Total Responses</b>	<b>50</b>	<b>40</b>	<b>44</b>	<b>63</b>	<b>90</b>	<b>145</b>	<b>129</b>

\*\*\* Some responses included multiple vehicles \*\*\*

### Mutual Aid "Still Alarm" Responses

	Received	Given
Hinsdale	11	10
Westmont	12	13
Tri-state	1	1
<b>Total Responses</b>	<b>24</b>	<b>24</b>

**Total Fire Related Dollar Value Loss  
(1990 - 2007)**



Fire Deaths in the Village of Clarendon Hills since 1978

1978	Hinsdale Golf Club Dormitory	140 Chicago Ave.	One (1) Resident
1990	Single Family Home	12 Arthur Avenue	One (1) Resident
2001	Single Family Home	136 Arthur Avenue	One (1) Resident

Detailed Fire Related Dollar Value Losses 2007

Date	Incident #	Address	Type of fire	Amount of Loss
July 27, 2007	07-574	124 S Prospect Ave	Fire Damage	\$150.00

## Public Services/Education Fire Prevention Division

In 2007 The Clarendon Hills Fire Department received approximately twenty six (26) requests for block parties. During these block parties, equipment was displayed and information provided to residents concerning the Fire Department and its operations.

Twenty four (24) fire station tours and eight (8) Fire/Life Safety Talks to Boy / Girl Scout, Cub and Brownie Troops were conducted.

During Fire Prevention Week, the Fire Prevention Division made visits to Prospect, Walker, Notre Dame and Clarendon Hills Middle schools. During these visits fire prevention education was presented to each student. The fire prevention education sessions were also conducted at the Clarendon Hills Park District, pre-schools in the village as well as day care centers. Contact was made with 1,500 elementary, pre-school students

The Annual Fire Department Fire Prevention Week Open House was held on Saturday, October 6<sup>th</sup>, 2007. This event was attended by more than 1,400 adults and children.

During 2007 Clarendon Hills Fire Prevention Officer Richard Musil conducted the following inspectional duties:

Annual Fire and Life Safety Inspections	254
Fire and Life Safety follow up re-inspections	92
Final Occupancy Inspections	13
New Fire Alarm System Inspections	4
Voluntary Single Family Sprinkler System Tests	5

### **Total Inspections conducted by the Fire Prevention Staff**

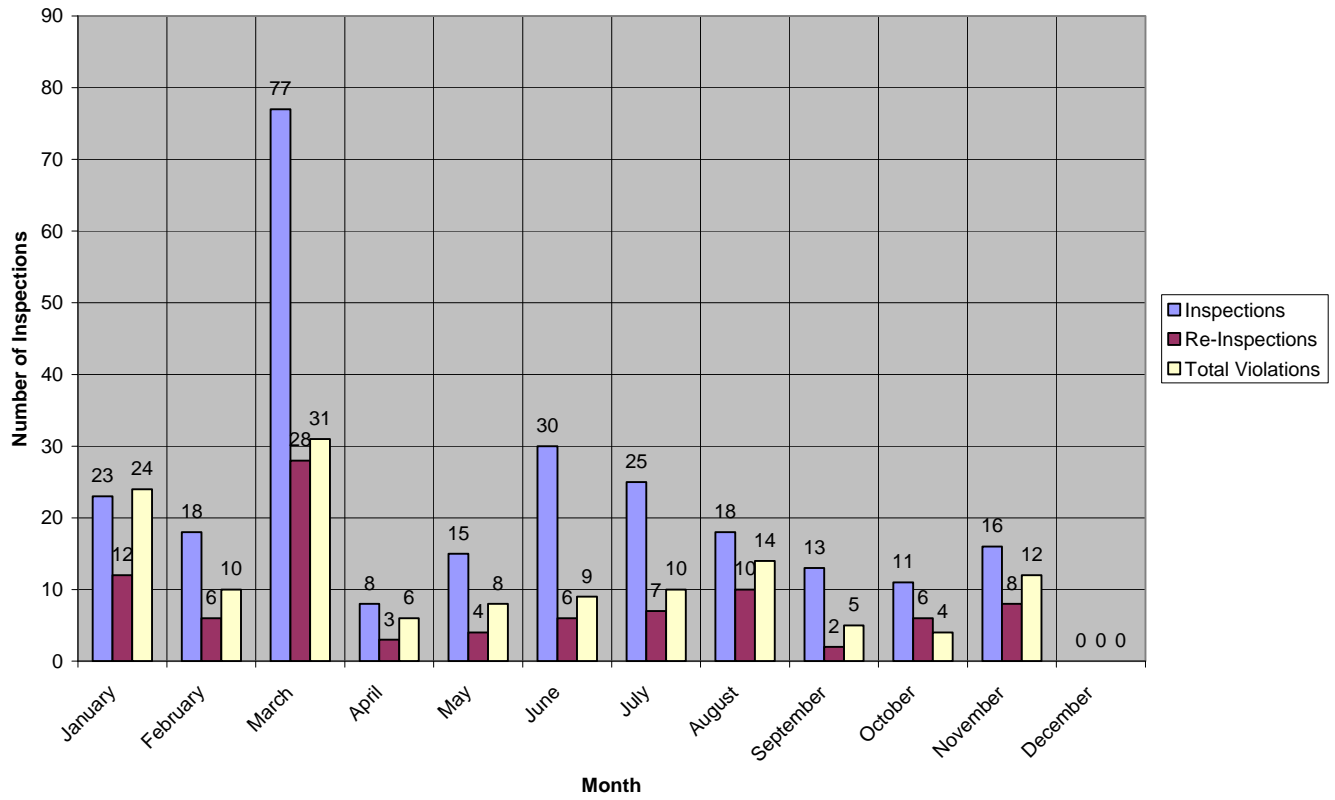
Month	Inspection Completed	Re-Inspections	Total Violations
January	23	12	24
February	18	6	10
March	77	28	31
April	8	3	6
May	15	4	8
June	30	6	9
July	25	7	10
August	18	10	14
September	13	2	5
October	11	6	4
November	16	8	12
December	0	0	0
	<b>254</b>	<b>92</b>	<b>133</b>

## Fire Inspection Violations 2007

Violation Found	200 1	200 2	200 3	200 4	200 5	200 6	200 7
Automatic sprinkler controls blocked	0	0	3	2	1	0	1
Automatic sprinkler system requires maintenance	1	0	0	0	2	1	0
Sprinkler/Standpipe flow switch not supervised	0	0	2	1	0	0	0
FDC/Sprinkler/Standpipe blocked or not accessible	0	1	2	2	5	3	0
Keep an 18" clearance from sprinkler heads	3	0	0	0	2	1	2
Keep a 12" clearance between ceiling and storage	5	3	4	0	0	1	2
Fire alarm control panel not accessible	1	2	6	1	3	4	5
Smoke detector(s) not working	3	5	9	4	1	3	2
Heat detector(s) not working	3	2	6	0	0	0	0
Fire alarm device requires repair	4	2	6	2	3	5	2
Ceiling requires repairs	5	5	9	20	14	7	4
Wall(s) require(s) repair	11	2	6	10	8	5	3
Boiler certification expired or missing	0	0	4	3	5	1	3
Heating system needs to be cleaned or serviced	0	2	0	2	0	0	1
Electrical components require repair or replacement	5	6	9	18	17	19	6
Extension cords overused or misused	4	2	4	2	5	2	4
Storage must be kept neat and orderly	3	8	8	12	9	8	4
Combustibles are stored too close to heat source(s)	10	5	5	7	9	1	2
Oily or dirty rags must be kept in closed metal container	0	0	0	0	6	3	1
Flammable liquids must be kept in an approved metal cabinet	1	3	6	5	8	1	3
Knox box required by Village Ordinance	2	0	0	1	2	2	3
Building key(s) require updating	3	2	N/A	2	4	2	3
Exit door(s) shall not be key lockable from the inside	2	2	4	9	0	1	0
Exit door(s) require repair/replacement	0	0	0	2	2	0	1
Emergency light(s) needed or unit(s) require repair/replacement	8	14	20	25	14	19	15
Exit sign(s) must be working when premises are occupied	34	30	35	58	42	48	32
Exits and pathways to exits must be clear and unobstructed	6	4	7	2	9	4	3
Electrical panels must be kept closed	2	4	8	6	5	4	5
Utility shut off not accessible for emergency access	2	0	3	2	4	3	5
Fire door closing device(s) require adjusting or repair	5	0	2	3	2	2	1
Fire doors must not be wedged open or obstructed	1	1	5	8	5	0	2
Fire extinguisher(s) are not accessible or properly mounted	6	2	9	7	2	2	1
Fire extinguisher(s) are due or past due for annual certification	14	16	16	31	19	11	8
Fire extinguisher(s) are of improper type or quantity	2	1	1	2	0	0	0
Fire extinguisher(s) are/is discharged and needs repair	0	1	6	3	2	5	2
Fire suppression system (kitchen) needs repair or service	0	0	0	0	0	0	0
Fire suppression system (kitchen) overdue for certification	1	0	0	0	0	0	1
Sign(s) prohibiting smoking must be posted & enforced	0	0	0	0	1	2	5
Occupancy limit sign(s) must be posted and enforced	0	0	0	0	1	2	1

<b>Totals Violations per Year</b>	<b>147</b>	<b>125</b>	<b>205</b>	<b>252</b>	<b>212</b>	<b>172</b>	<b>133</b>
-----------------------------------	------------	------------	------------	------------	------------	------------	------------

**Total Inspections, Re-Inspections and Violations by Month for 2007**



**CLARENDON HILLS FIRE DEPARTMENT  
DEPARTMENT TRAINING SESSIONS FOR 2007  
REGULAR TRAINING**

<b>DATE</b>	<b>TYPE</b>	<b>SUBJECT</b>
01/03/07	Regular	Tools and Equipment #311, 319, 316
01/17/07	Regular	SCBA Basics and Emergencies
01/24/07	Regular	New 4-Gas Monitors training by ESG
02/07/07	Regular	Winter Training-Pump-pre-connects Cold Cond's
02/21/07	Regular	Company Pre-plans
02/28/07	Regular	Structural Collapse Awareness
03/07/07	Regular	NFPA #1410 #2 Two Engine Evolutions
03/21/07	Regular	Stone Park Incident FF LODD/Chief Cummins
03/26/07	Regular	Weather Spotter Training-National Weather Service
04/04/07	Regular	Haz-Mat Operations Refresher Class and Practical's
04/18/07	Regular	Team Building/Company Exercises
04/25/07	Regular	JPR's SCBA/Ladders/Fire streams
05/02/07	Regular	NFPA #1410 Evolutions/Forward Lay-Mayday-RIT
05/16/07	Regular	JPR's – Hose loads/S & O/Extinguishers
05/23/07	Regular	Technical Rescue Awareness
06/05/07	Regular	FAE Refresher/Systems
06/19/07	Regular	National Firefighter Safety
06/26/07	Regular	*Live House Training 440 Colfax/Smoke Evolutions Ladders/Ventilation/Forcible Entry
07/17/07	Regular	NFPA #1410/JPR's Fire Company Olympics
07/24/07	Regular	NFPA #1410/JPR's Fire Company Olympics
08/07/07	Regular	*Live House Training 241 Holmes/RIT Training
08/21/07	Regular	NFPA #1410/JPR's Fire Company Olympics
08/28/07	Regular	NFPA #1410/JPR's Fire Company Olympics
09/05/07	Regular	NFPA #1410/JPR's Fire Company Olympics
09/19/07	Regular	NFPA #1410/JPR's Fire Company Olympics
09/26/07	Regular	High Rise Training
10/03/07	Regular	NFPA #1410/JPR's Fire Company Olympics
10/17/07	Regular	NFPA #1410/JPR's Fire Company Olympics-Competition
10/24/07	Regular	Vehicle Extrication
11/07/07	Regular	Pre-Plans Walker School
11/28/07	Regular	Utilities and Communications
12/05/07	Regular	Hydrants/Ladders/Truck ops

34 Department Training Drills

\* Live Building Training

**CLARENDON HILLS FIRE DEPARTMENT  
DEPARTMENT OUTSIDE TRAINING**

<b>DATE</b>	<b>TYPE</b>	<b>SUBJECT</b>
Quarterly	Outside	Village Quarterly Safety Meetings/IRMA
Quarterly	Outside	MABAS Ten TSO's Safety Meeting
Monthly	Outside	MABAS Ten Training/Safety Meetings
Monthly	Outside	MABAS Ten Chiefs
Annually	Outside	Driver Training and Evaluations
Monthly	Outside	MABAS Ten Haz-Mat Training
Monthly	Outside	MABAS Ten Investigator's
Quarterly	Outside	Officer Development Training
Monthly	Outside	Training and Safety Committee Meeting
02/03/07	Outside	40 Hour Hazardous Material Operations Certification
02/28/07	Outside	*Mutual Aid Training W/Hinsdale Standpipe Ops
03/23/07	Outside	Firefighter Rescue and Survival
03/27/07	Outside	New Recruit Training
03/28/07	Outside	CPS Tech Update CEU
Monthly	Outside	MABAS Ten Monthly Training Classes-Westmont
04/09/07	Outside	CPS CEU update class-Arlington Heights
04/13/07	Outside	AED Heart Saver
04/26/07	Outside	NIMS Metrics Training DuPage OEM
05/10/07	Outside	Technical Writing Skills Certification
05/21/07	Outside	*NICOR Gas Training School-Troy
05/29/07	Outside	Technical Rescue Awareness Certification Class
06/16/07	Outside	Public Relations
06/28/07	Outside	Spanish For Ambulance Per

**CLARENDON HILLS FIRE DEPARTMENT  
DEPARTMENT OUTSIDE TRAINING HIGHLIGHTS**

- 40 Hour Hazardous Material Certification Course held in-house
- Technical Rescue Awareness Certification held in-house
- NICOR Natural Gas Training
- Frankfort Flashover Simulator Training
- Live House and Tower Training
- ICS 300-400-449 Train-the-trainer Certifications
- Strategy and Tactics II Certifications

**01/01/2007 to 12/31/2007 (24 Shift Training Drills)**  
**Monthly Shift Training including following subjects:**

General Topics: “Target Safety” On-line Training, Fire Streams, Equipment, Driver Safety, Wide Angle Search, Advanced EMS, Ladders, Search, Mapping, Strategy and Tactics, Vehicle Fires, General Topics, High Rise, Winter Operations, Articles of interest and other related Topics.....

**NIMS Certification Training-Entire Department now ICS 700-800-100-200**

- 34 Department Evening Drills 2007
- 24 Monthly shift Training Drills 2007
- Over 34 topics covered during outside training 2007
- 8 Live Fire Training Drill evolutions held 2007

**CLARENDON HILLS FIRE DEPARTMENT**  
**CERTIFICATIONS RECEIVED 2007 BY INDIVIDUALS**

<b><u>Name</u></b>	<b><u>Certification/s</u></b>
DC Roger Krupp	Writing Skills Certification
Captain James Jung	NICOR Training School
Captain Mark Rediehs	Incident Safety Officer Certification/Strategy & Tactics II Cert/ICS 300, 400, 449 Certification/Writing Skills/FF Rescue and Survival
Lieutenant Doug Denlinger	Nicor Training School
FM Greg Lawton	Fire Service Vehicle Operator
FM Roberta Bowen	Haz-Mat Operations Cert
FF John Bulger	Technical Rescue Awareness/Haz-Mat Operations Cert
FF Eddie Chen	Technical Rescue Awareness/Haz-Mat Operations Nicor Training School
FF Chris Fennell	Technical Rescue Awareness/Haz-Mat Operations Cert

<b>FM Gabb Gareth</b>	<b>Haz-Mat Operations Cert</b>
<b>FF Don Hoffman</b>	<b>Haz-Mat Operations Cert</b>
<b>FM Pat Johl</b>	<b>Rope Operations Cert/Structural Collapse/Fire Service Vehicle Operator/Bachelor of Science Degree</b>
<b>FF Kyle Laurinaitis</b>	<b>Technical Rescue Awareness/Haz-Mat Operations Cert</b>
<b>FF Steve Letizia</b>	<b>Technical Rescue awareness/Haz-Mat Operations Cert</b>
<b>FF Rick Musil</b>	<b>Fire Investigator Cert/Burn Patters Seminar</b>
<b>FM Travis Myers</b>	<b>ICS 700 &amp; 100 Certification</b>
<b>FM Doug Niemeyer</b>	<b>Instructor I Cert/ Fire Officer I Cert</b>
<b>FM Brad Pacyga</b>	<b>Vehicle and Machinery Ops Cert</b>
<b>FM Rob Padgett</b>	<b>Technical Rescue Awareness/ Strategy and Tactics II</b>
<b>FF Craig Van Zandt</b>	<b>Technical Rescue Awareness-Haz-Mat Operations Cert</b>