



CLARENDON HILLS

FIRE DEPARTMENT



2013 ANNUAL REPORT

2013 was another challenging year for the Clarendon Hills Fire Department. Along with responding to Fire, EMS and Rescue emergencies, the Fire Department performed many other functions for the citizens of Clarendon Hills. We continue to staff 3 people per shift 7 days a week.

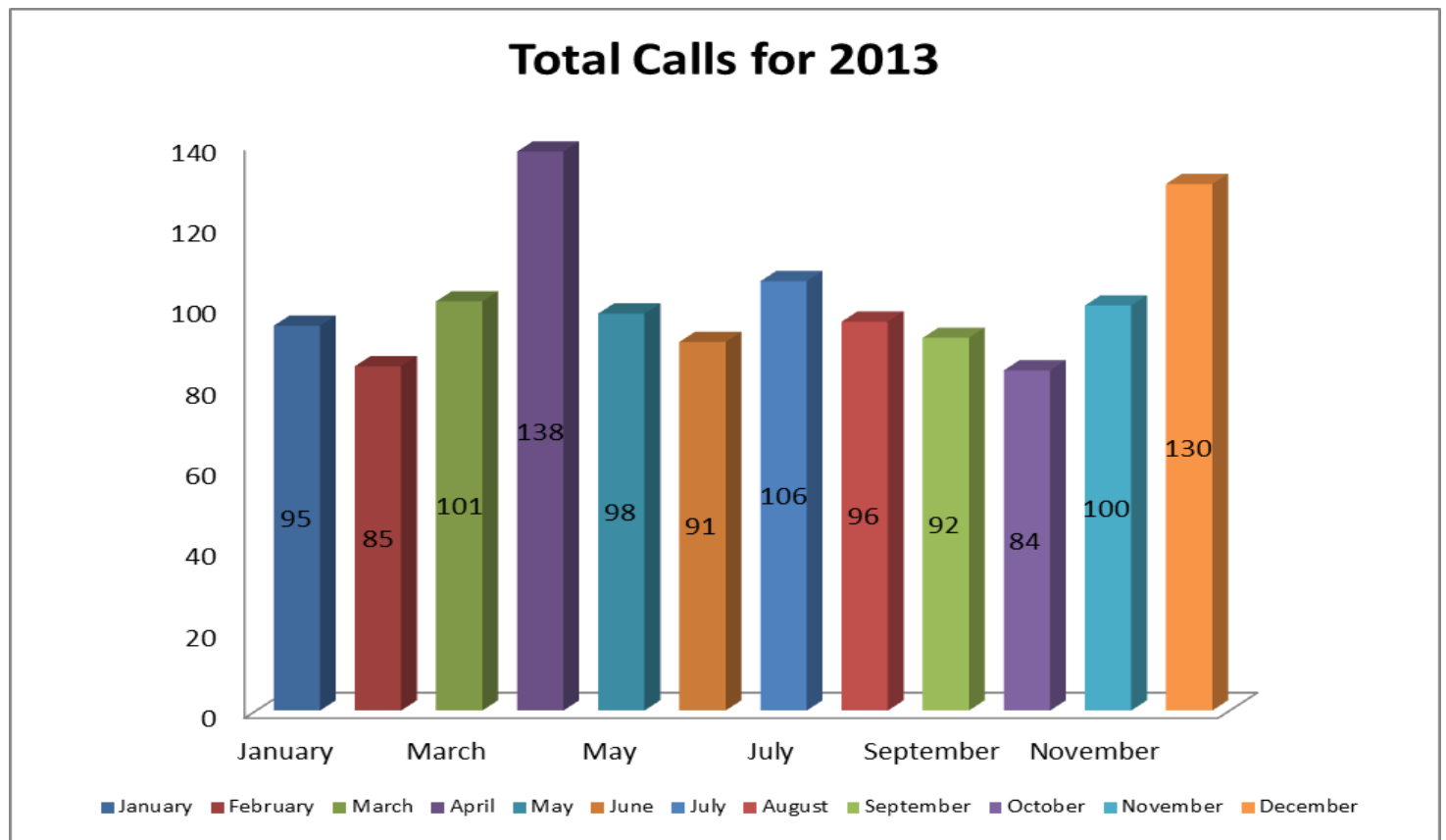
The members of the Clarendon Hills Fire Department are all dedicated and highly skilled professionals who provide service in the areas of Fire suppression, Emergency Medical Services, Rescue Services, Fire Prevention, Public Education and CPR.

The Clarendon Hills Fire Department responded to 1216 calls for emergency service in 2013. This total includes requests for both Fire and EMS service as well as activated fire alarms. The daily call average for 2013 was 3.33 calls per day. This is an increase in emergency calls as compared to the number of emergency calls in 2012.

Fire/Rescue call response emergencies were 636 (53.2%); Ambulance call response emergencies were 488 (39.04%) and Trouble Alarm investigations were 92 (7.36%).

In 2012 there were no firefighters injured during an emergency call. There was (0) civilian injuries and (0) deaths as a result of a fire.

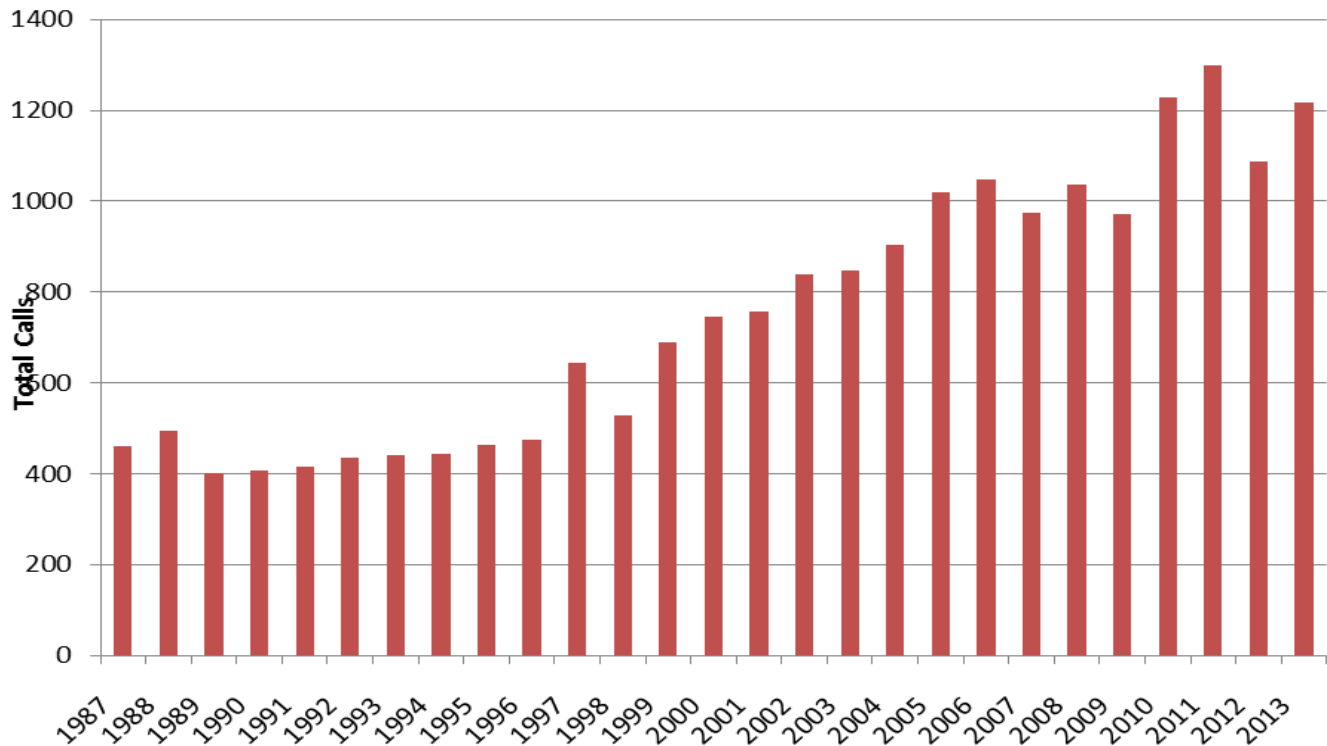
The following graphs and other statistics listed in this document provide a breakdown of all services provided to the public by the Clarendon Hills Fire Department in 2013.



Total Calls by Year 1986 to 2013

Year	Calls	Year	Calls	Year	Calls	Year	Calls
1986	393	1993	440	2000	746	2007	974
1987	460	1994	442	2001	758	2008	1035
1988	494	1995	463	2002	838	2009	971
1989	400	1996	474	2003	846	2010	1228
1990	407	1997	644	2004	905	2011	1298
1991	414	1998	528	2005	1018	2012	1087
1992	434	1999	688	2006	1049	2013	1216

Total Emergency Responses from 1987 to 2013



Department Activity and Call Breakdown (2013)

Incident Type Code	Category	Total Count	Shift 1 6:00 - 18:00	Shift 2 18:00 - 6:00
1	Fire			
100	Fire, Other	1	1	
111	Building Fire	2	1	1
113	Cooking fire, confined to container	3		3
116	Fuel burner/boiler malfunction, fire	1	1	
118	Trash or rubbish fire, contained	1		1
131	Passenger vehicle fire	2	2	
142	Brush or brush-and grass mixture fire	1	1	
150	Outside rubbish fire, Other	2	1	1
151	Outside rubbish, trash or waste fire	2	2	
160	Special outside fire, Other	1	1	
162	Outside equipment fire	2	1	1
		18	1.51%	1.43%
3	Rescue & Emergency Medical Service Incident			
311	Medical assist, assist EMS crew	5		5
320	Emergency medical service, other	1		1

321	EMS call, excluding vehicle accident w/injury	414	229	185
322	Motor vehicle accident w/injury	23	18	5
323	Motor vehicle/pedestrian accident (MV Ped)	8	6	2
324	Motor vehicle accident with no injuries	15	12	3
353	Removal of victim(s) from stalled elevator	5	4	1
360	Water & ice-related rescue, other	1		1
		472	37.00%	41.51%
4	Hazardous Condition (No Fire)			
411	Gasoline or other flammable liquid spill	1		1
412	Gas leak (natural gas or LPG)	15	11	4
424	Carbon monoxide incident	9	3	6
440	Electrical wiring/equipment problem, Other	2	2	
441	Heat from short circuit (wiring)	2	1	1
442	Overheated motor	1		1
444	Power line down	10	6	4
445	Arching, shorted electrical equipment	6	4	2
		46	3.71%	3.88%
5	Service Call			
500	Service Call, other	1	1	
511	Lock-out	9	6	3
520	Water problem, Other	10	9	1
521	Water evacuation	4	4	
522	Water or steam leak	4	3	1
531	Smoke or odor removal	10	6	4
550	Public service assistance, Other	1		1
551	Assist police or other governmental agency	1		1
553	Public service	7	4	3
554	Assist invalid	16	11	5
571	Cover assignment, standby, move-up	327	210	117
		390	34.93%	27.81%
6	Good Intent Call			
611	Dispatched & cancelled en route	5	4	1
621	Wrong location	4	3	1
622	No incident found on arrival at dispatch address	3	2	1
651	Smoke scare, odor of smoke	2	1	1
		14	1.37%	0.81%
7	False Alarm & False Call			
700	False alarm or false call, Other	1	1	
710	Malicious, mischievous false call, Other	2		2
711	Municipal alarm system, malicious false	1		1
730	System malfunction, Other	2	1	1
7301	Trouble Fire Alarm - Due to System Malfunction	103	44	59
731	Sprinkler activation due to malfunction	2	1	1

733	Smoke detector activation due to malfunction	7	3	4
734	Heat detector activation due to malfunction	1		1
735	Alarm system sounded due to malfunction	14	9	5
7351	Residential Fire Alarm - System Malfunction	7	4	3
736	CO detector activation due to malfunction	36	23	13
7401	Trouble Fire Alarm - TX Line/Human Error	14	10	4
741	Sprinkler activation, no fire	3	3	
743	Smoke detector activation, no fire - unintentional	30	22	8
744	Detector activation, no fire - unintentional	4	1	3
745	Alarm system activation, no fire - unintentional	26	20	6
7451	Residential Fire Alarm - Unintentional Human Error	11	7	4
746	Carbon monoxide detector activation, no CO	4	2	2
		268	20.77%	23.92%
8	Severe Weather & Natural Disaster			
812	Flood assessment	4	2	2
814	Lightning strike (no fire)	1	1	
815	Severe weather or natural disaster standby	2	1	1
		7	0.55%	0.61%
9	Special Incident Type			
900	Special type of incident, Other	1	1	
		1	0.13%	
	Total Incident Count	1216		

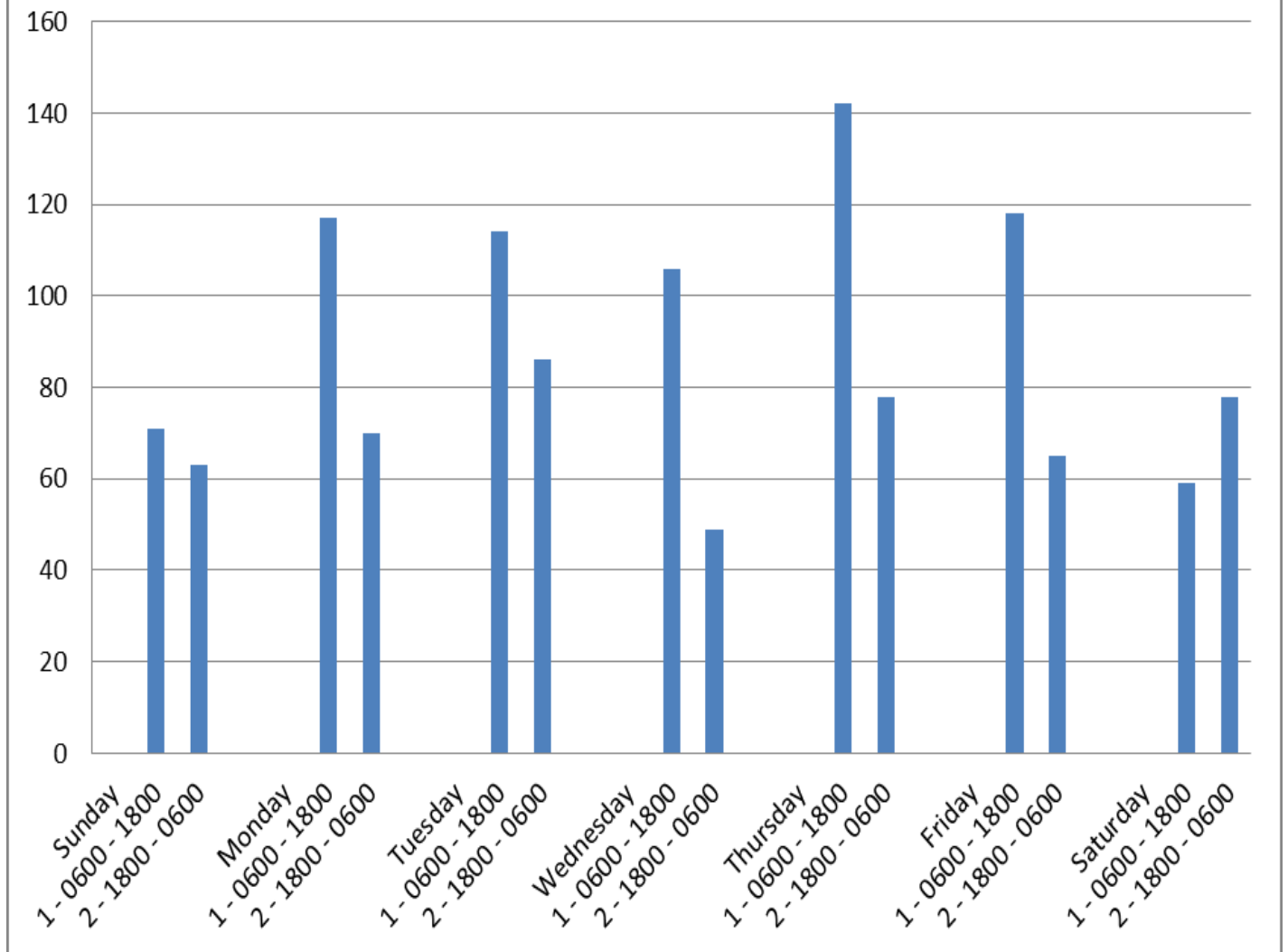
Incidents Type between 2009 and 2013

Incident Type Period Comparisons	2009	2010	2011	2012	2013
Incident Type					
100 Fire, Other	1	2	0	0	1
111 Building fire	3	2	2	1	2
112 Fires in structure other than in a building	0	0	0	0	0
113 Cooking fire, confined to container	0	2	0	1	3
114 Chimney or flue fire, confined to chimney or flue	1	0	0	1	0
116 Fuel burner/boiler malfunction, fire contained	0	0	0	0	1
118 Trash or rubbish fire, contained	2	1	0	1	1
130 Mobile property (vehicle) fire, Other	1	0	0	0	0
131 Passenger vehicle fire	0	0	4	1	2
140 Natural vegetation fire, Other	0	0	0	0	0
142 Brush or brush-and-grass mixture fire	0	0	0	1	1
143 Grass Fire	0	0	1	1	0
150 Outside rubbish fire, Other	2	0	0	1	2
151 Outside rubbish, trash or waste fire	2	2	0	1	2
154 Dumpster or other outside trash receptacle fire	1	0	0	1	0
160 Special outside fire, Other	3	1	1	1	1
162 Outside equipment fire	1	1	0	1	2
173 Cultivated trees or nursery stock fire	1	0	0	0	0

300 Rescue, EMS incident, other	1	0	0	0	0
311 Medical assist, assist EMS crew	2	0	1	0	5
320 Emergency medical service, other	0	0	0	0	1
321 EMS call, excluding vehicle accident with injury	376	370	393	427	414
322 Motor vehicle accident with injuries	19	21	19	20	23
323 Motor vehicle/pedestrian accident (MV Ped)	3	5	3	3	8
324 Motor Vehicle Accident with no injuries	5	10	13	10	15
350 Extrication, rescue other	0	1	0	0	0
353 Removal of victim(s) from stalled elevator	5	6	3	1	5
357 Extrication of victim(s) from machinery	0	0	0	0	0
360 Water & ice-related rescue, other	0	0	0	0	1
400 Hazardous condition, Other	0	0	1	0	0
410 Combustible/flammable gas/liquid condition	0	0	0	0	0
411 Gasoline or other flammable liquid spill	4	1	0	2	1
412 Gas leak (natural gas or LPG)	16	23	15	21	15
413 Oil or other combustible liquid spill	0	0	0	0	0
421 Chemical hazard no spill or leak)	0	1	0	0	0
422 Chemical spill or leak	1	0	2	0	0
423 Refrigeration leak	0	0	0	0	0
424 Carbon monoxide incident	5	2	2	2	9
440 Electrical wiring/equipment problem, Other	2	2	3	2	2
441 Heat from short circuit (wiring), defective/worn	0	0	0	0	2
442 Overheated motor	0	5	4	2	1
443 Breakdown of light ballast	0	0	0	1	0
444 Power line down	13	28	98	6	10
445 Arcing, shorted electrical equipment	5	25	10	7	6
463 Vehicle accident, general cleanup	0	0	0	1	0
500 Service Call, other	0	0	0	0	1
510 Person in distress, Other	0	0	0	1	0
511 Lock-out	5	6	7	3	9
512 Ring or jewelry removal	0	0	1	0	0
520 Water problem, Other	8	2	1	0	10
521 Water evacuation	1	0	1	0	4
522 Water or steam leak	4	3	1	4	4
531 Smoke or odor removal	16	15	19	17	10
541 Animal problem	1	0	0	0	0
542 Animal rescue	0	1	1	0	0
550 Public service assistance, Other	0	0	0	1	0
551 Assist police or other governmental agency	2	1	3	1	1
552 Police matter	1	0	2	0	1
553 Public service	5	1	16	2	7
554 Assist invalid	35	36	46	15	16
555 Defective elevator, no occupants	2	2	2	0	0
561 Unauthorized burning	0	1	2	0	0
571 Cover assignment, standby, moveup	151	281	293	284	327
600 Good intent call, Other	1	0	0	0	0
611 Dispatched & cancelled en route	3	3	4	2	5
621 Wrong location	0	1	1	0	4

622 No Incident found on arrival at dispatch address	4	12	5	3	3
631 Authorized controlled burning	2	2	1	1	0
650 Steam Other gas mistaken for smoke, Other	0	0	0	1	0
651 Smoke scare, odor of smoke	1	1	2	2	2
652 Steam, vapor, fog or dust thought to be smoke	0	3	1	0	0
661 EMS call, party transported by non-fire agency	0	1	1	0	0
671 HazMat release investigation w/no HazMat	0	0	0	1	0
700 False alarm or false call, Other	0	0	0	0	1
710 Malicious, mischievous false call, Other	0	1	0	0	2
711 Municipal alarm system, malicious false alarm	1	0	0	0	1
715 Local alarm system, malicious false alarm	0	0	0	0	0
730 System malfunction, Other	1	4	0	1	2
7301Trouble Fire Alarm - Due to System Malfunction	88	161	95	81	103
731 Sprinkler activation due to malfunction	0	0	0	0	2
733 Smoke detector activation due to malfunction	13	9	23	13	7
734 Heat detector activation due to malfunction	0	2	2	2	1
735 Alarm system sounded due to malfunction	14	19	20	25	14
7351Residential Fire Alarm - System Malfunction	10	10	4	8	7
736 CO detector activation due to malfunction	21	21	24	22	36
740 Unintentional transmission of alarm, Other	0	1	0	2	0
7401Trouble Fire Alarm - TX Line/Human Error	8	13	15	9	14
741 Sprinkler activation, no fire - unintentional	2	2	2	2	3
743 Smoke detector activation, no fire - unintentional	47	41	63	32	30
744 Detector activation, no fire - unintentional	3	5	3	5	4
745 Alarm system activation, no fire - unintentional	12	19	25	19	26
7451Residential Fire Alarm - Unintentional Human Error	28	24	19	9	11
746 Carbon monoxide detector activation, no CO	5	7	4	1	4
800 Severe weather or natural disaster, Other	0	0	3	0	0
812 Flood assessment	0	0	0	0	4
813 Wind storm, tornado/hurricane assessment	1	0	1	0	0
814 Lightning strike (no fire)	0	2	0	0	1
815 Severe weather or natural disaster standby	0	4	1	0	2
900 Special type of incident, other	0	0	0	0	1
Totals	971	1228	1289	1086	1216

Call Breakdown by Day/Shift



Call Breakdown by Day of Week / Shift

Day / Shift	Counts	Percent %
Sunday		
1 - 0600 - 1800	71	5.83
2 - 1800 - 0600	63	8.18
Monday		
1 - 0600 - 1800	117	9.62
2 - 1800 - 0600	70	5.75
Tuesday		
1 - 0600 - 1800	114	9.37
2 - 1800 - 0600	86	7.07

Wednesday		
1 - 0600 - 1800	106	8.71
2 - 1800 - 0600	49	4.02
Thursday		
1 - 0600 - 1800	142	11.67
2 - 1800 - 0600	78	6.41
Friday		
1 - 0600 - 1800	118	9.7
2 - 1800 - 0600	65	5.34
Saturday		
1 - 0600 - 1800	59	4.85
2 - 1800 - 0600	78	6.41

Fire Suppression Call History

Totals Emergencies Fire Responses = 636

In 2013, the Clarendon Hills Fire Department responded to locations outside of the Village on mutual aid calls as follows. An Engine, Truck, Squad or other (Chief, Investigator or ISO):

Mutual Aid Given response occurred **111** times

Auto Aid Given Response occurred **211** times

We received Aid for outside of our town with equipment and manpower:

Mutual Aid Received **22** times

Auto Aid Received **148** times

Clarendon Hills Fire Department Incident Type Report (Summary)

Incident Type Code	Category	Total Count	Pct of All Incidents
1	Fire		
100	Fire, Other	1	0.08
111	Building Fire	2	0.16
113	Cooking fire, confined to container	3	0.24
116	Fuel burner/boiler malfunction, fire	1	0.08

118	Trash or rubbish fire, contained	1	0.08
131	Passenger vehicle fire	2	0.16
142	Brush or brush-and grass mixture fire	1	0.08
150	Outside rubbish fire, Other	2	0.16
151	Outside rubbish, trash or waste fire	2	0.16
160	Special outside fire, Other	1	0.08
162	Outside equipment fire	2	0.08
		18	1.48%
3	Rescue & Emergency Medical Service Incident		
311	Medical assist, assist EMS crew	5	0.41
320	Emergency medical service, other	1	0.08
321	EMS call, excluding vehicle accident w/injury	414	34.4
322	Motor vehicle accident w/injury	23	1.89
323	Motor vehicle/pedestrian accident (MV Ped)	8	0.65
324	Motor vehicle accident with no injuries	15	1.23
353	Removal of victim(s) from stalled elevator	5	0.41
360	Water & ice-related rescue, other	1	0.08
		472	38.81%
4	Hazardous Condition (No Fire)		
411	Gasoline or other flammable liquid spill	1	0.08
412	Gas leak (natural gas or LPG)	15	1.23
424	Carbon monoxide incident	9	0.74
440	Electrical wiring/equipment problem, Other	2	0.16
441	Heat from short circuit (wiring)	2	0.16
442	Overheated motor	1	0.08
444	Power line down	10	0.82
445	Arching, shorted electrical equipment	6	0.49
		46	3.78%
5	Service Call		
500	Service Call, other	1	0.08
511	Lock-out	9	0.74
520	Water problem, Other	10	0.82
521	Water evacuation	4	0.32
522	Water or steam leak	4	0.32
531	Smoke or odor removal	10	0.82
550	Public service assistance, Other	1	0.08
551	Assist police or other governmental agency	1	0.08
553	Public service	7	0.57
554	Assist invalid	16	1.31
571	Cover assignment, standby, move-up	327	26.89
		390	32.07%
6	Good Intent Call		
611	Dispatched & cancelled en route	5	0.41

621	Wrong location	4	0.32
622	No incident found on arrival at dispatch address	3	0.24
651	Smoke scare, order of smoke	2	0.16
		14	1.15%
7	False Alarm & False Call		
700	False alarm or false call, Other	1	.08.
710	Malicious, mischievous false call, Other	2	0.16
711	Municipal alarm system, malicious false	1	0.08
730	System malfunction, Other	2	0.16
7301	Trouble Fire Alarm - Due to System Malfunction	103	8.47
731	Sprinkler activation due to malfunction	2	0.16
733	Smoke detector activation due to malfunction	7	0.57
734	Heat detector activation due to malfunction	1	0.08
735	Alarm system sounded due to malfunction	14	1.15
7351	Residential Fire Alarm - System Malfunction	7	0.57
736	CO detector activation due to malfunction	36	2.96
7401	Trouble Fire Alarm - TX Line/Human Error	14	1.15
741	Sprinkler activation, no fire	3	0.24
743	Smoke detector activation, no fire - unintentional	30	2.46
744	Detector activation, no fire - unintentional	4	0.32
745	Alarm system activation, no fire - unintentional	26	2.13
7451	Residential Fire Alarm - Unintentional Human Error	11	0.9
746	Carbon monoxide detector activation, no CO	4	0.32
		268	22.03%
8	Severe Weather & Natural Disaster		
812	Flood assessment	4	0.32
814	Lightning strike (no fire)	1	0.08
815	Severe weather or natural disaster standby	2	0.16
		7	0.57%
9	Special Incident Type		
900	Special type of incident, Other	1	0.08
		1	0.8%
	Total Incident Count	1216	

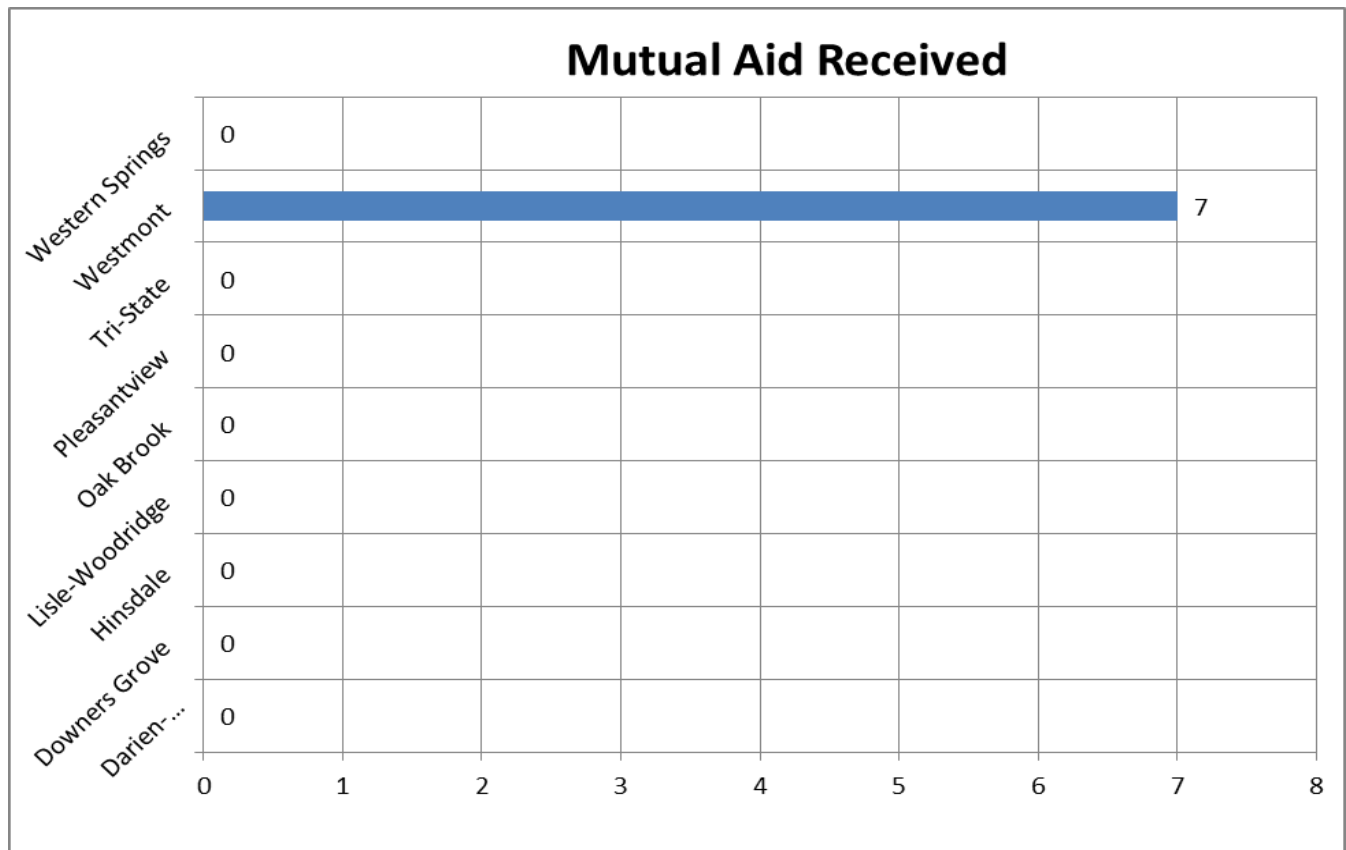
Mutual Aid "Given" Responses

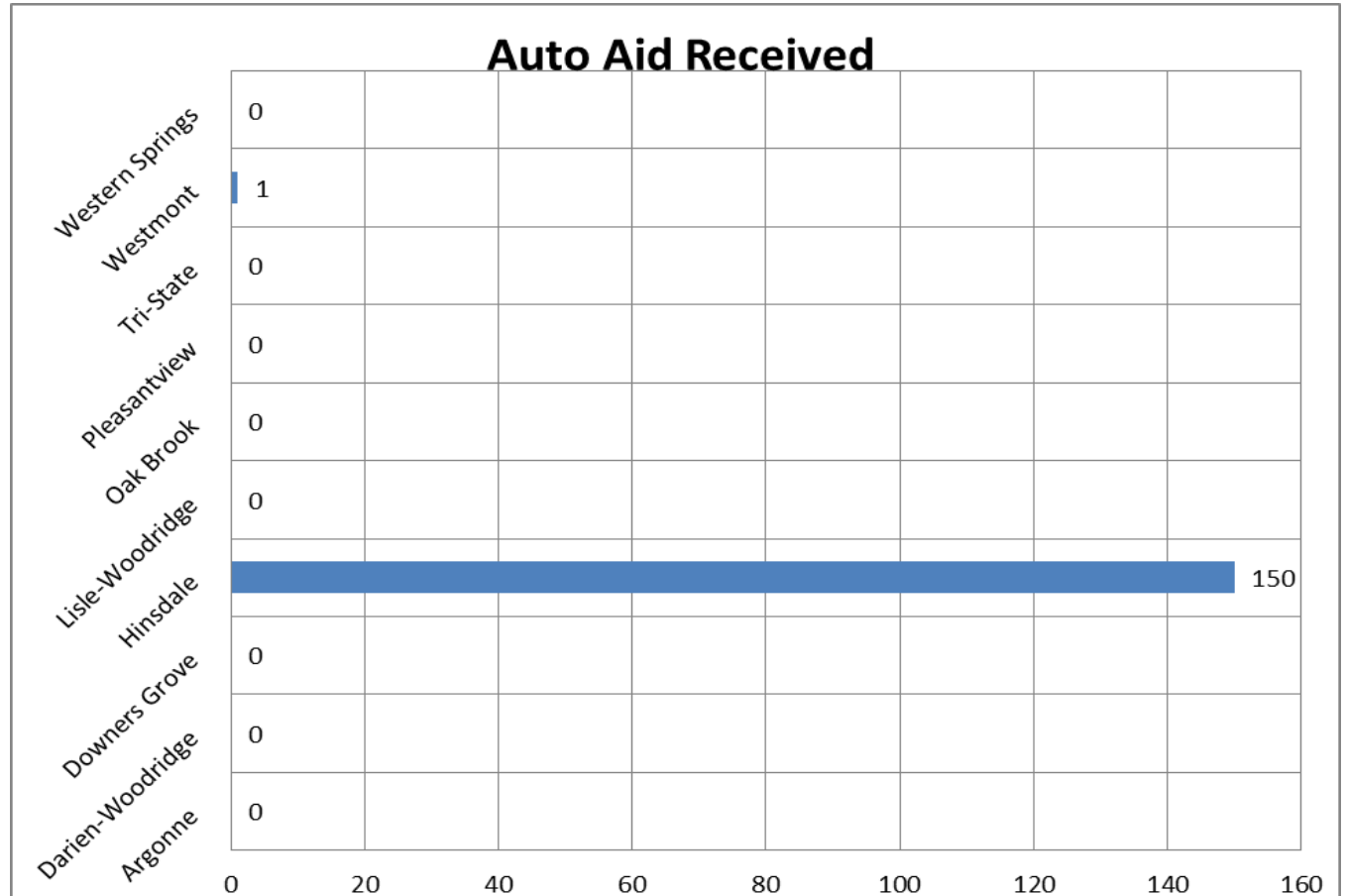
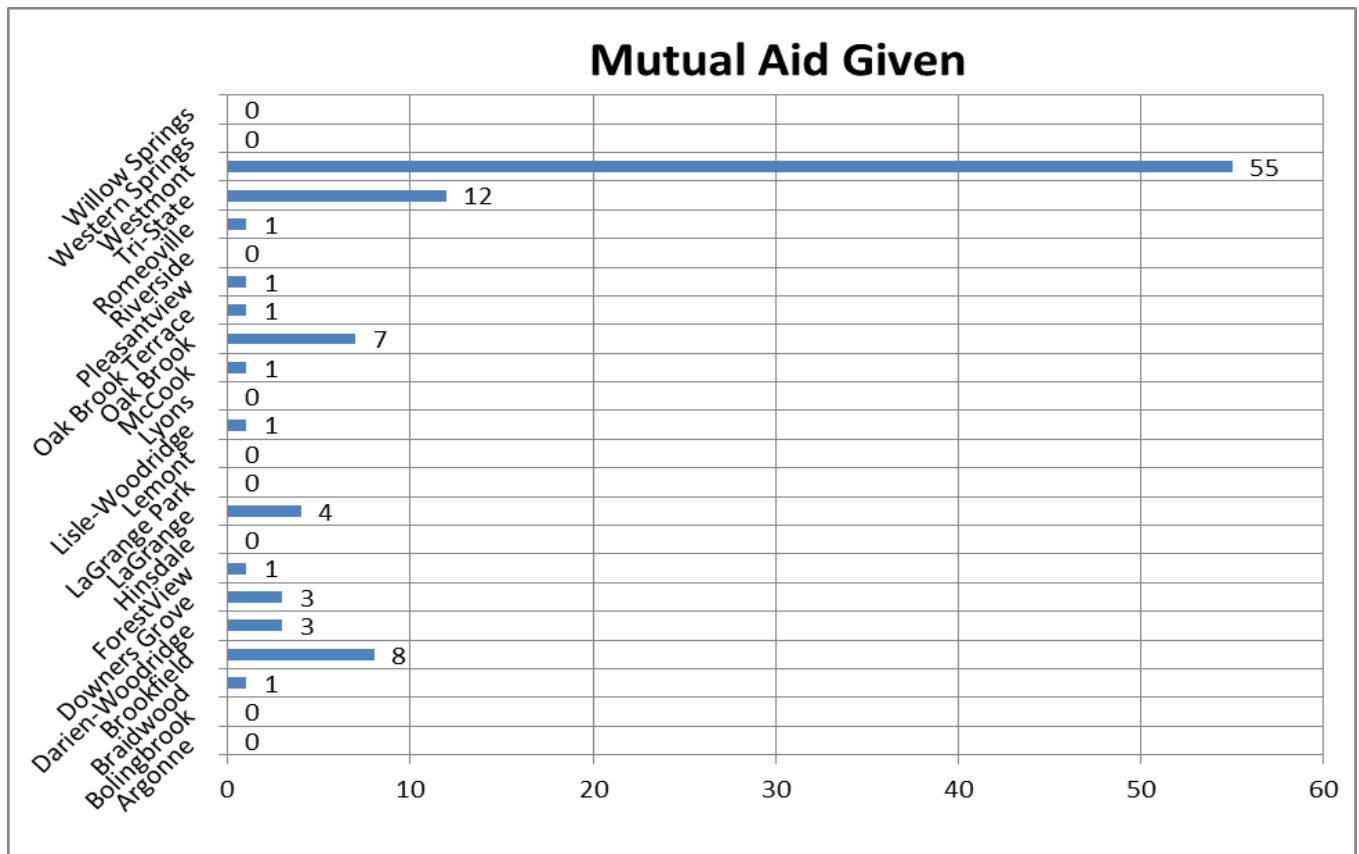
	2006	2007	2008	2009	2010	2011	2012	2013
Chief #301 Responses	11	9	6	6	6	5	11	11
Deputy Chief #302 Responses	4	9	8	7	6	4	5	8
ISO #306 Responses	n/a	6	2	4	5	3	2	4
Engine #311 Responses	21	18	23	70	33	21	34	25
Ambulance #314 Responses	16	6	17	19	17	46	8	58
Truck #319 Responses	84	70	74	28	12	8	195	1
Squad #316 Responses	3	1	23	29	12	32	27	26
Other Personal Responses	6	0	1	1	1	1	0	1
No Response (Cancelled)	n/a	10	9	4	8	13	10	26
Total Responses	145	119	129	168	100	100	292	160

*** Some responses included multiple vehicles ***

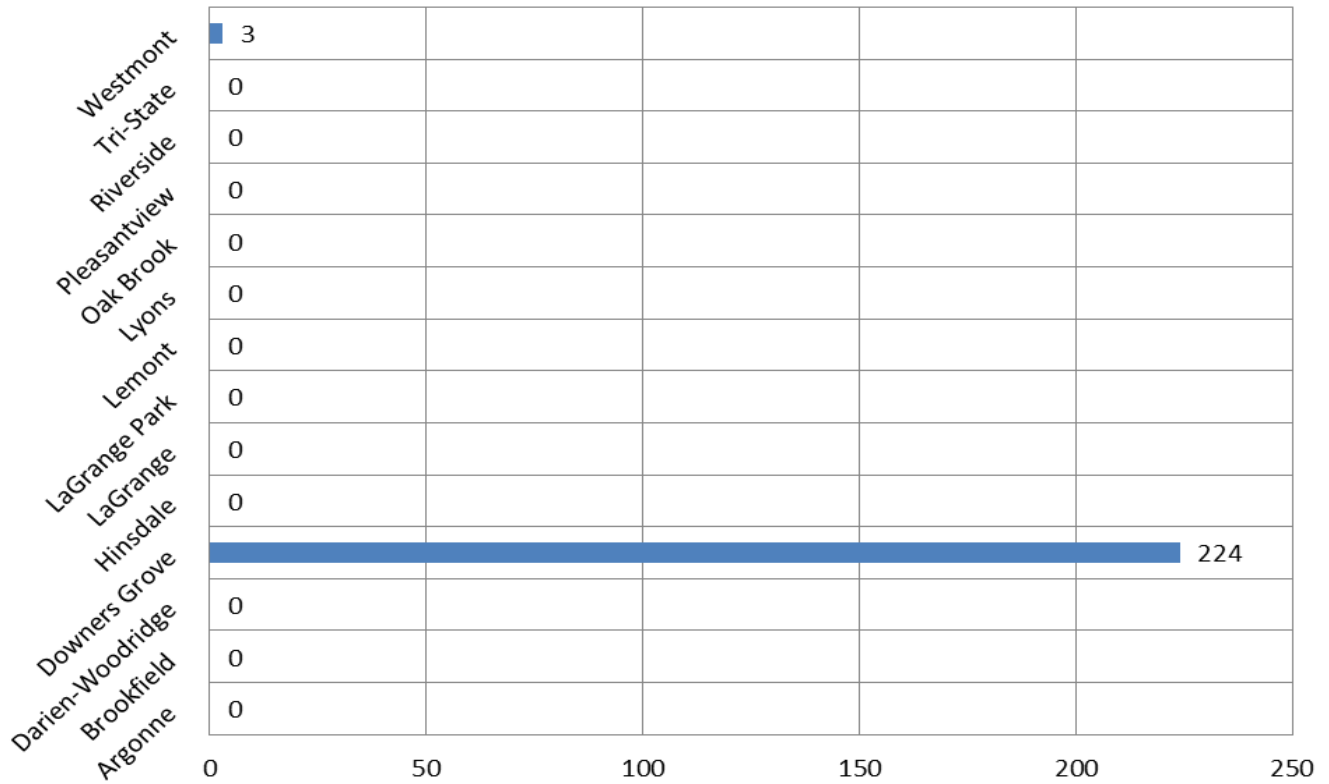
Mutual Aid "Auto Aid" Responses

	Received	Given
Hinsdale	148	207
Westmont	1	3
Tri-state	0	0
Total Responses	149	210

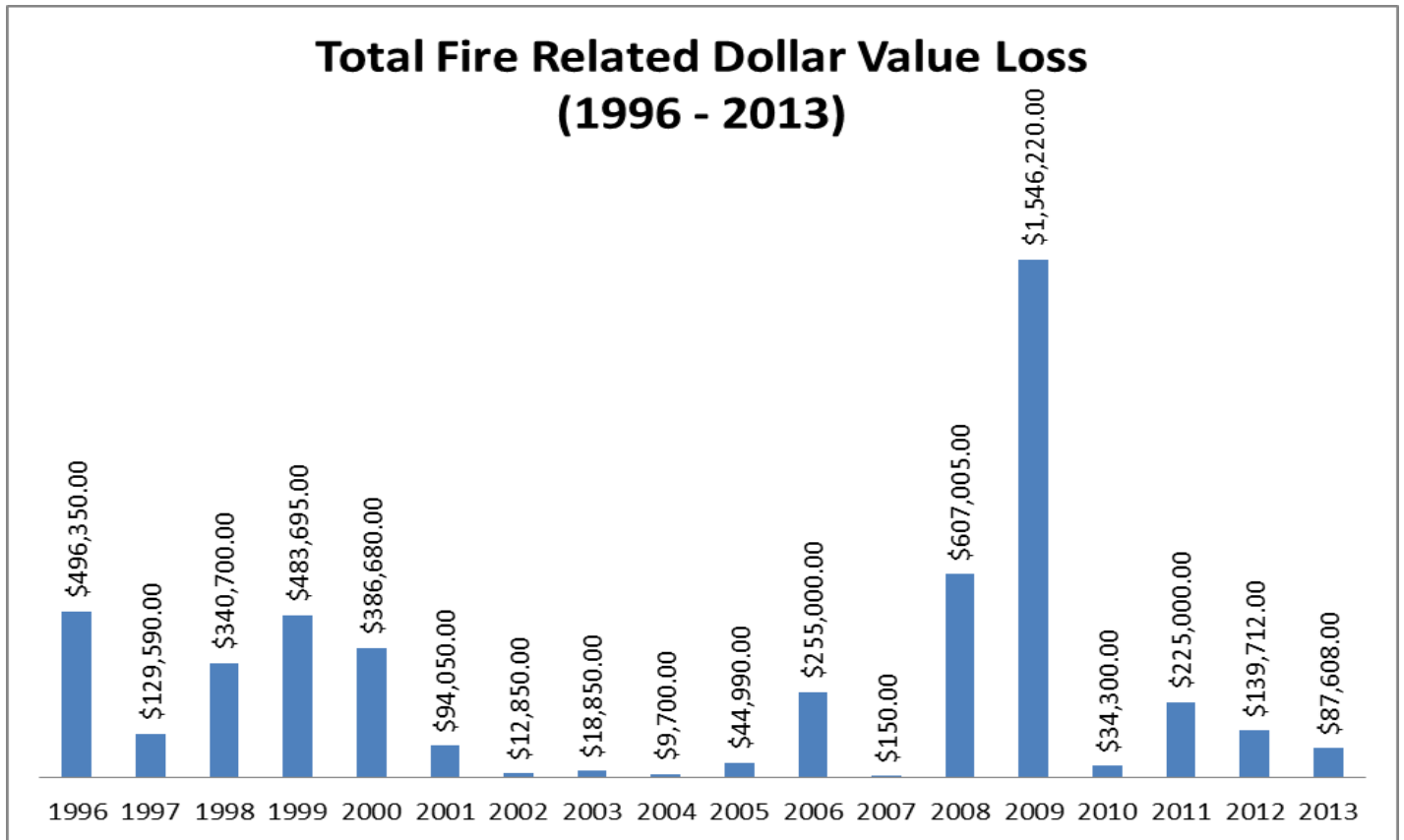




Auto Aid Given



Total Fire Related Dollar Value Loss (1996 - 2013)



Fire Deaths in the Village of Clarendon Hills since 1978

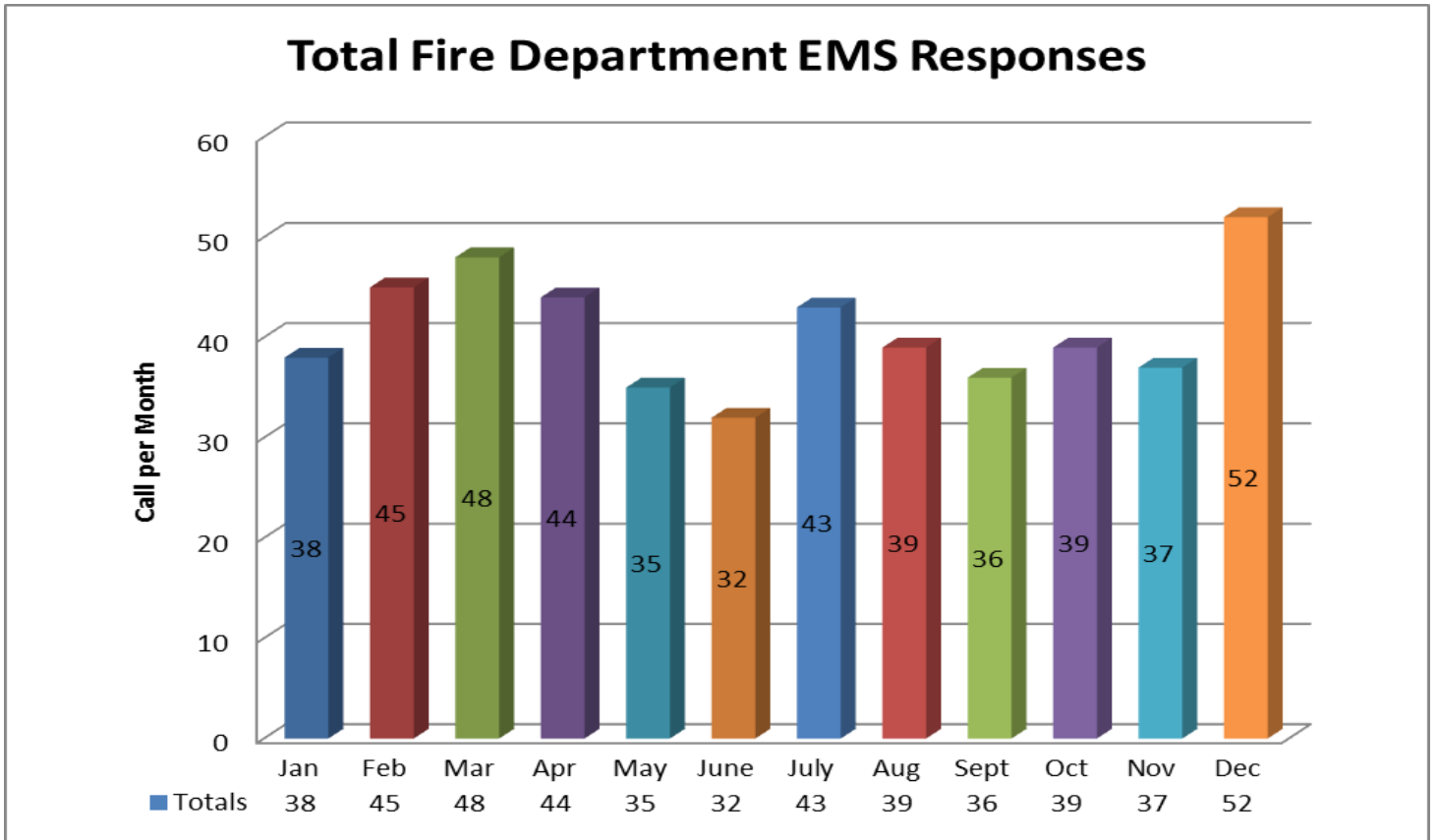
1978	Hinsdale Golf Club Dormitory	140 Chicago Ave.	One (1) Resident
1990	Single Family Home	12 Arthur Avenue	One (1) Resident
2001	Single Family Home	136 Arthur Avenue	One (1) Resident

Detailed Related Dollar Losses 2013

Date	Incident #	Address	Type of problem	Amount of Loss
January 24, 2013	13-0072	245 Burlington Ave	Water Damage	\$8,000.00
January 24, 2013	13-0076	73 Norfolk Ave	Water Damage	\$10,000.00
March 5, 2013	13-0194	564 Willowcreek Ct.	Structure Fire	\$21,700.00
April 10, 2013	13-0305	202 S Prospect Ave.	Lightning Strike	\$3,500.00
April 18, 2013	13-0340	124 Oxford Ave	Water Damage	\$6,000.00
April 27, 2013	13-0409	12 Woodstock Ave	Fence Fire	\$1,000.00
June 6, 2013	13-0532	446 McDaniels Ct	Water Damage	\$500.00
June 20, 2013	13-0568	143 Woodstock Abe	Grill Fire	\$200.00
July 14, 2013	13-0656	58 Harris Ave.	Fence Fire	\$2,000.00
August 26, 2013	13-0784	35 Tuttle	Grill Fire	\$200.00
October 2, 2013	13-0906	Burlington & Norfolk	Railroad Tie	\$1,000.00
November 7, 2013	13-1006	416 Colfax Ave	Structure Fire	\$2,500.00
November 12, 2013	13-1027	300 Holmes Ave	Boiler Fire	\$10,000.00
November 13, 2013	13-1033	14 Larkspur Rd	Structure Fire	\$20,000.00
December 24, 2013	13-1193	64 Norfolk	Vehicle Fire	\$1,000.00

EMS Division

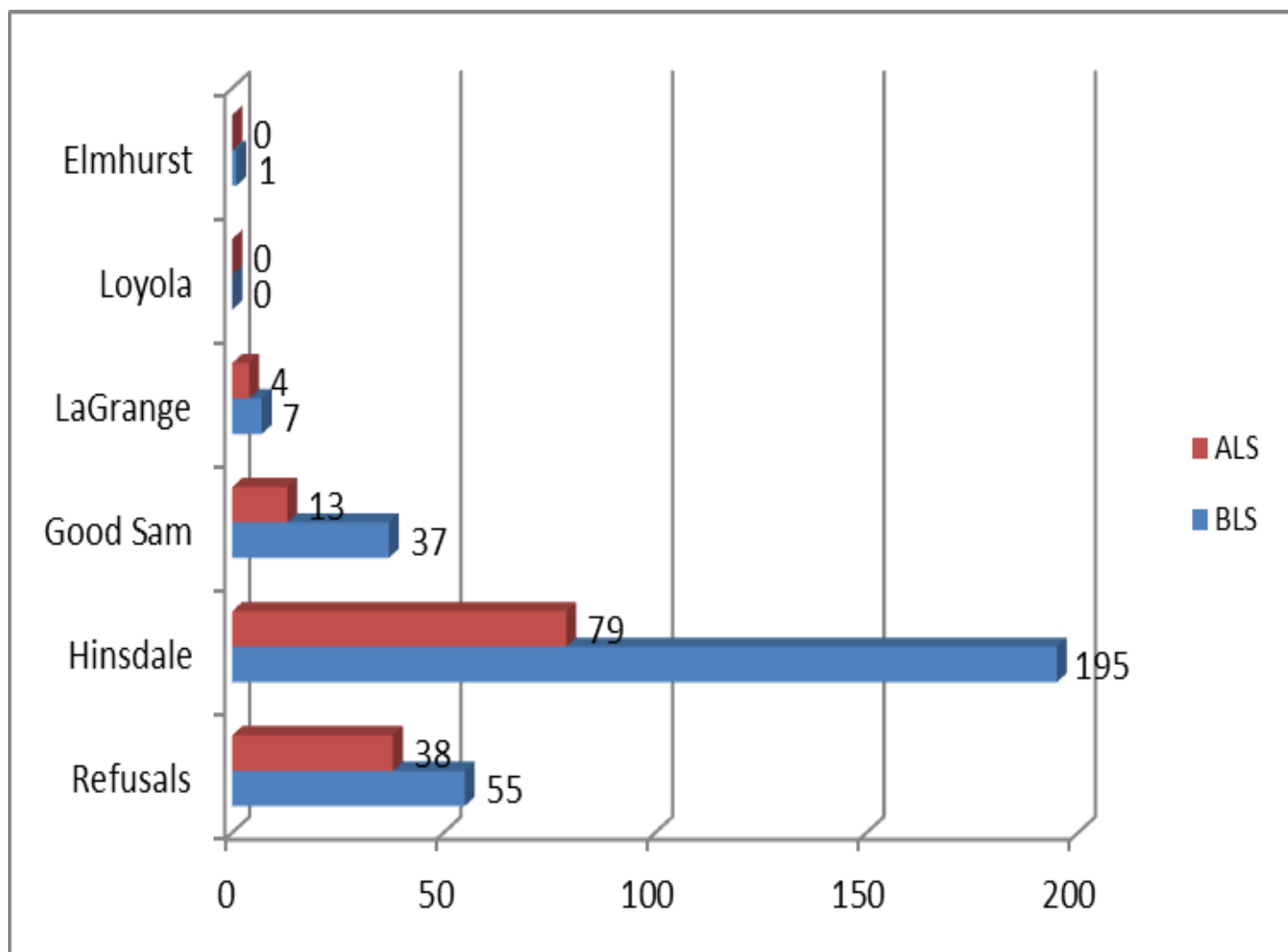
Emergency Medical Services Call History



Year	Total Advanced Life Support (ALS)	Total Basic Life Support (BLS)	Non-Transport
2006	185	133	98
2008	209	82	92
2009	193	104	144
2010	218	88	96
2011	248	75	81
2012	204	126	94
2013	240	96	93

Non-Transports include (Invalid Assist, Refusals, No Patient, and Mutual Aid Given (No Patient))

Total Hospital Transports by Level and Hospital for 2013



**The following numbers represent PCR Tablet
(Transported and Invalid Assist) 2012 – 2013**

Year	2012	2013
None	8	5
Abdominal Pain/Problem	24	17
Airway Obstruction / Choking	-	2
Allergic Reaction	-	6
Altered LOC	23	13
Behavioral	5	23
Bleeding	18	15
Burns	-	1
Cardiac Rhythm Disturbance	5	5
Cardiac /Traumatic / Respiratory Arrest	3	2
Chest Pain	16	12
Diabetic Symptoms (Hypo/Hyper)	5	4
ETOH Abuse	3	15
Fever	4	1
Flu-Like Symptoms	7	10
Headache	3	-
Hypertension	6	6
Hypotension	1	5
Hyperthermia	1	5
Hypothermia	-	1
Hypovolemia / Shock	-	1
Inhalation Injury (Toxic Gas)	1	-
Musculoskeletal Injury	41	33
Nausea/Vomiting	3	8
No Apparent Injury	44	27
Not Applicable	34	38
Not Available	2	1
Not Known	7	2
Obvious Death	4	2
Other (See Narrative)	22	31
Pain - Back	12	18
Pain - Chest	2	1
Pain - Extremity	14	19
Pain - Eye	1	-
Pain - Head	2	4
Patient Assist	7	16
Poisoning/Drug Ingestion	8	3
Psychiatric Disorder	28	11
Respiratory Distress / Breathing Difficulty	21	17
Seizure	8	5

Smoke Inhalation	1	-
Stroke/CVA	7	5
Syncope/Fainting/Dizziness	16	13
Traumatic Injury	9	22
Unconscious/Unresponsive	2	3
Weakness	22	25
Well Being Check	3	1
Total	453	454

Age of Patients Transported / PCR Written

Age	ALS	BLS	None	Total
0 to 10 Years	8	7	0	15
10 to 20 Years	19	15	4	38
20 to 30 Years	14	15	1	30
30 to 40 Years	13	15	6	34
40 to 50 Years	20	16	5	41
50 to 60 Years	32	13	7	52
60 to 70 Years	24	10	6	40
70 years or older	112	44	22	178
DOB not Recorded	1	0	4	5
	243	135	55	433

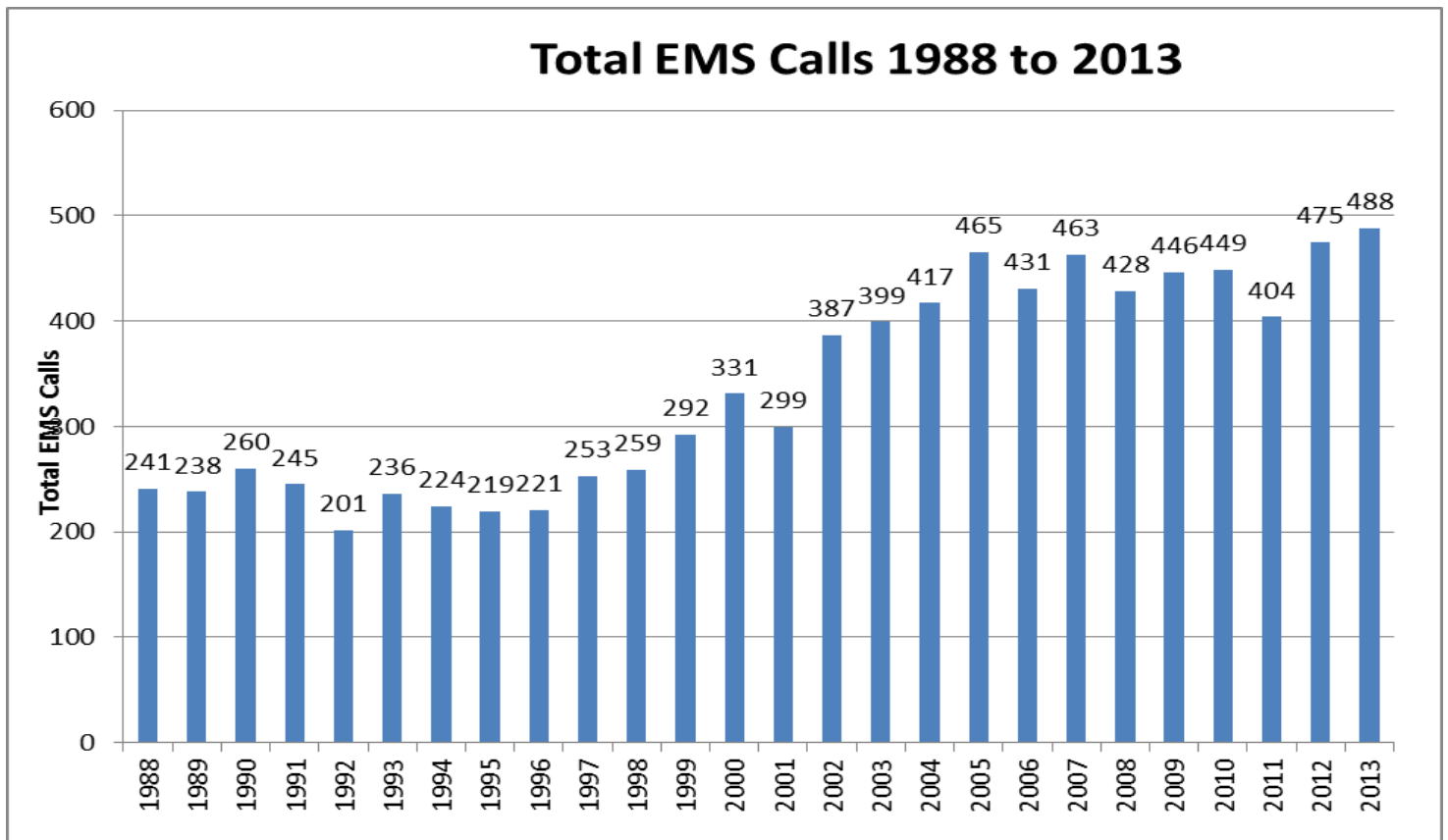
Total Ambulance Calls by Year

Year	Calls
1986	246
1987	257
1988	241
1989	238
1990	260
1991	245
1992	201

Year	Calls
1993	236
1994	224
1995	219
1996	221
1997	253
1998	259
1999	292

Year	Calls
2000	331
2001	299
2002	387
2003	399
2004	417
2005	465
2006	431

Year	Calls
2007	463
2008	428
2009	446
2010	449
2011	404
2012	475
2013	488



In 2013, Clarendon Hills Fire Department responded to locations outside of the Village:

Received

Mutual-Aid Ambulance 4 times

Auto-Aid Ambulance 29 times

Given

Mutual-Aid Ambulance 30 times

Auto-Aid Ambulance 17 times

EMS Division Training for 2013

The EMS Division of the Clarendon Hills Fire Department has successfully completed or obtained the following items in an attempt to further the skills of not only our members, but also the residents and those who work in our community.

CPR

The following instructors teach CPR in all levels for the department:

Capt. Jim Jung
Lt Jim Weil
Lt Joe Jung
FF/PM Dave Godek
FF/PM Rob Padgett

The following people have obtained Trainer Status to certify CPR Instructors for the AHA

Lt Jim Weil
FF/PM Dave Godek

Other eligible instructors for the department are;

FF/PM Sean Russell

Department instructors taught CPR for the following levels

Healthcare Provider
Heartsaver First Aid / CPR
Friends and Family

EMS Division Updates

Loyola EMS Coordinators Meetings / Workshop

EMS Coordinator Dave Godek and Asst. EMS Coordinator Jim Weil attend Quarterly Coordinator Meeting as well as Yearly Workshop. The Quarterly Meeting includes Loyola Hospital Staff, Associate Hospital and All Loyola Affiliated Department.

Zoll X-Series Monitor

We purchased and put into service our new Zoll X-Series Cardiac Monitor, this unit is the newest and most advanced monitor on the market. The old monitor Zoll E-Series was moved over to Truck 319 this unit replace an old MRL Unit.

Zoll Tablet

We have had (2) ZOLL Tablet updates this year to address issues also all of the new SOP's / Drug changes have been loaded. At this point we will be updating the system about every 6 – 8 months.

12-LEAD EKG Transmission

We continue to transmit 12-LEAD EKG output directly to the hospital to expedite STEMI Patients to get faster treatment for Cardiac issues. By doing this we have expedited the time from door to Cardiac Catheter Lab. (STEMI = ST segment elevation myocardial infarction), also in a STEMI, the coronary artery is completely blocked off by the blood clot, and as a result virtually all the heart muscle being supplied by the affected artery starts to die.) We have migrated to the ZOLL Cloud to simplify the sending of 12-LEAD data when we transmit now a copy goes to Hinsdale CarePoint Station, Cath Lab and the Lt. Jim Weil's email, this is for Hinsdale only.

Staff Training

In 2013 (2) members have completed their Loyola Paramedic Program, (1) completed the Loyola EMT Program and (1) completed In-Service Testing as an EMT.

EMS Recertification Classes

All of the departments Paramedics and EMT have continued the mandatory number of Continuing Educations hours to be Re-Licensed. In 2012, 15 members re-certified to their current level.

CPR/AED Training and Instruction & Maintenance

In February, EMS Coordinator Dave Godek coordinated the annual servicing of all Village Owned AED's (18) along with AED's owned by local businesses and organizations in the village. We contract with a private contractor who comes out to us and checks each AED for proper operation and re-certifies it for another 1 year period.

All school in District 181 have AED's in place and the teacher's and other staff are trained in use of them are also CPR trained.

In 2012 Clarendon Hills CPR/AED Instructors trained and certified 250 people in CPR/AED use. CPR classes are provided free to residents, businesses and employees of village businesses. Here is the breakdown of classes we teach Heartsaver First Aid, Heartsaver AED, Healthcare Provider and Friends and Family.

In 2012 we taught approx. 200 students at CHMS in the 8th grade Health education classes.

314 Replacement Planning

Planning had started on the replacement for Ambulance 314; this will be approved sometime in January with delivery in August / September.

2013 EMS Training Summary Report

The following drills (EMS Monthly Drills) are those, which were counted as standard evening training sessions.

Month	Topic
January	Sudden Cardiac Death
February	Geriatric Assessment
March	STEMI Care
April	Pediatric Airway
May	In-House Training (No Region 8 Subject Area)
June	In-House Training (No Region 8 Subject Area)
July	Medical Emergencies of the Pregnant Patient
August	NIMS: The Role of EMS
September	Cyanide Poisoning
October	Stroke
November	In-House Training (No Region 8 Subject Area)
December	In-House Training (No Region 8 Subject Area) CPR Renewal

Public Services/Education
Fire Prevention Division

In 2013, we conducted twenty six (26) fire station tours and five (5) Fire/Life Safety Talks to Boy / Girl Scout, Cub and Brownie Troops.

During Fire Prevention Week, the Fire Prevention Division made visits to Prospect, Walker, Notre Dame, Clarendon Hills Middle schools also multiple Pre-Schools. During these visits fire prevention education was presented to each student. The fire prevention education sessions were also conducted at the Clarendon Hills Park District, pre-schools in the village as well as day care centers. Contact was made with 1,500 elementary, pre-school students

The Annual Fire Department Fire Prevention Week Open House was held on Saturday, October 5, 2013. This event was attended by more than 1,400 adults and children.

During 2013 Clarendon Hills Fire Prevention Officer David Godek conducted the following inspectional duties:

Annual Fire and Life Safety Inspections	151
Fire and Life Safety follow up re-inspections	8
Final Occupancy Inspections	12
New Fire Alarm System Inspections	3
Voluntary Single Family Sprinkler System Tests	0

Total Inspections conducted by the Fire Prevention Staff

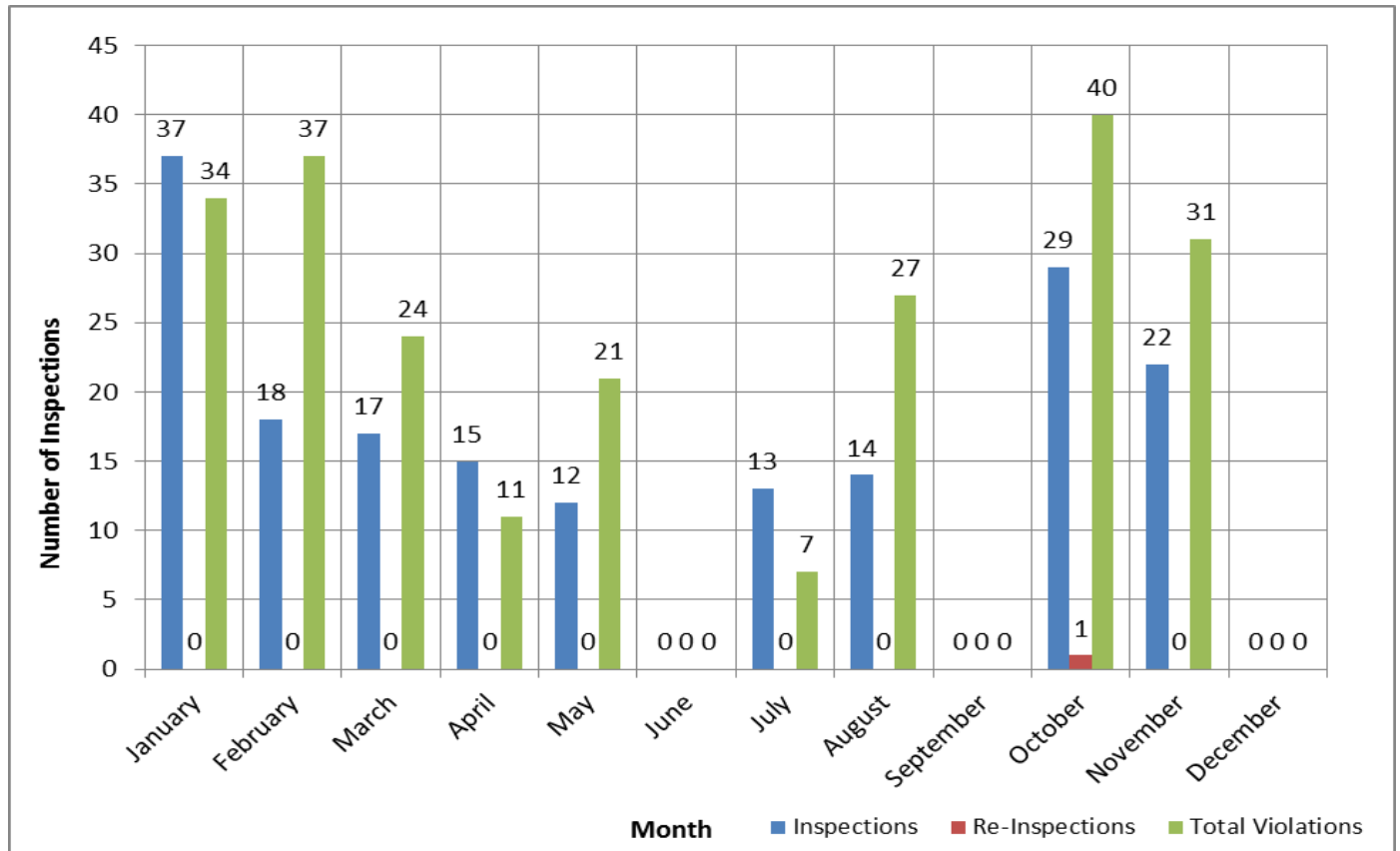
Month	Inspection Completed	Re-Inspections	Total Violations
January	37	0	34
February	18	0	37
March	17	0	24
April	15	0	11
May	12	0	21
June	0	0	0
July	13	0	7
August	14	0	27
September	0	0	0
October	29	1	40
November	22	0	31
December	0	0	0
	177	1	232

Fire Inspection Violations 2006 - 2013

Violation Found	2006	2007	2008	2009	2010	2011	2012	2013
Automatic sprinkler controls blocked	0	1	0	0	-	-	-	2
Automatic sprinkler needs to be inspected	-	-	-	1	1	-	-	1
Automatic sprinkler system requires maintenance	1	0	1	1	-	1	2	10
Boiler certification expired or missing	1	3	4	3	9	2	13	6
Building key(s) require updating	2	3	18	0	-	-	-	-
Ceiling requires repairs	7	4	2	2	2	4	5	3
Combustibles are stored too close to heat source(s)	1	2	0	8	5	2	-	3
Electric plug, switch or breaker replaced	-	-	-	1	-	-	-	1
Electrical components require repair or replacement	19	6	5	1	-	2	-	-
Electrical panels must be kept closed and area clean	4	5	6	2	9	11	1	12
Emergency light(s) needed or unit(s) require repair/replacement	19	15	12	29	34	40	49	70
Exit door(s) require repair/replacement	0	1	0	0	-	-	1	3
Exit door(s) shall not be key lockable from the inside	1	0	0	0	-	-	-	1
Exit sign(s) must be working when premises are occupied	48	32	28	23	26	34	46	35
Exit sign(s) missing or need to be repaired	-	-	-	-	-	-	-	14
Exits and pathways to exits must be clear and unobstructed	4	3	4	0	-	3	6	7
Extension cords overused or misused	2	4	0	0	-	-	-	-
Elevator Inspection not current or certificate visible	0	0	0	0	0	0	1	5
Elevator Controls / Disconnect accessible	-	-	-	-	-	-	-	3
FDC/Sprinkler/Standpipe blocked or not accessible	3	0	0	0	-	-	-	-
Fire alarm control panel not accessible	4	5	0	0	-	-	-	-
Fire alarm device requires repair	5	2	3	4	17	6	10	17
Fire door closing device(s) require adjusting or repair	2	1	0	0	-	-	-	-
Fire doors must not be wedged open or obstructed	0	2	1	3	1	2	-	2
Fire extinguisher(s) are due or past due for annual certification	11	8	44	5	13	3	17	25
Fire extinguisher(s) are not accessible or properly mounted	2	1	3	7	-	-	-	23
Fire extinguisher(s) are of improper type or quantity	0	0	0	0	-	-	12	-
Fire extinguisher(s) are/is discharged and needs repair	5	2	1	0	17	16	-	-
Fire suppression system (kitchen) needs repair or service	0	0	1	2	1	-	1	1
Fire suppression system (kitchen) overdue for certification	0	1	0	0	-	-	1	2
Flammable liquids must be kept in an approved metal cabinet	1	3	4	2	1	1	2	2
Gas Cylinder not chained or secured	-	-	-	4	3	5	4	7
Heat detector(s) not working	0	0	0	2	3	1	-	1
Heating system needs to be cleaned or serviced	0	1	4	0	-	-	-	-
Keep a 12" clearance between ceiling and storage	1	2	2	1	2	-	1	1
Keep an 18" clearance from sprinkler heads	1	2	0	1	-	1	1	2
Knox box required by Village Ordinance	2	3	0	0	-	-	1	5
Occupancy limit sign(s) must be posted and enforced	2	1	1	0	-	-	-	-
Oily or dirty rags must be kept in closed metal container	3	1	5	0	-	-	-	-
Remove excessive combustible items	-	-	-	3	-	3	-	2
MSDS sheets not posted	-	-	-	-	-	2	1	1
Sign(s) prohibiting smoking must be posted & enforced	2	5	3	0	-	-	-	-
Smoke detector(s) not working	3	2	3	0	-	-	-	5
Sprinkler/Standpipe flow switch not supervised	0	0	0	0	-	-	-	-

Storage must be kept neat and orderly	8	4	0	1	-	-	-	6
Utility shut off not accessible for emergency access	3	5	0	4	3	11	9	17
Wall(s) require(s) repair	5	3	0	0	-	-	6	5
Totals Violations per Year	172	133	155	110	147	150	190	300

Total Inspections, Re-Inspections and Violations by Month for 2013



DESCRIPTION OF TRAINING & HIGHLIGHTS FOR 2013

- **The Clarendon Hills Fire Department conducts fire training every first, third and fourth Wednesday evening of each month. The Topics covered on these evenings consist of basic, advanced, technical and regulatory training required by State or Federal entities. Class and practical sessions are conducted during training. In addition to regular department training the department conducts or takes part of many specifically scheduled outside training events which may be conducted by our instructors or an outside instructor/agency at different locations. These certification classes again can cover basic skills, technical skills, advanced training or regulatory training. All firefighters had to complete at least 12 hours of Regulator training using our TargetSafety Web Training Site during 2013.**
- **Clarendon Hills has its own training academy. All new recruit firefighters must be certified in Firefighter Basic Operations, Hazardous Materials, NIMS, Technical Rescue, Vehicle Safety, Courage to be Safe, Fire Service Vehicle Operator and an EMT in his/her first couple years of service. Once this certification is achieved then annual refresher training is given on these subject areas. In 2013 a 40 hour recruit training academy was given to five recruits in preparation for a new Firefighter Operations academy in 2014**
- **The State of Illinois has re-written the objectives of the firefighter certification program to stay current to today's standards. Firefighter II & III has been replaced with Basic & Advanced firefighter Operations certifications. Additional certifications such as Courage to be Safe, Fire Service Vehicle operator, NIMS and Vehicle and Machinery Operations is needed to complete these Certifications.**

- In 2010 the village of Clarendon Hills and Hinsdale have agreed to expand our working relationship by sharing services. In 2013 the Clarendon Hills and Hinsdale Fire Departments continued to expand on the sharing services program by completing mutual training drills. Many of the live training drills were done in union. Both departments continue to work together in meeting procedure and training goals. At the end of year we have begun mutual training with the Western Springs Fire Department as well.
- In 2013 the Clarendon Hills Fire Department received donations of a few homes in the community to use for live training. Using a local home is an excellent opportunity for our firefighters to practice our trained skills. All new recruits must attend live fire training before being approved to enter a hazardous atmosphere. During 2013 Hinsdale was able to secure a building to use for actual Live Fire Training. This training gave our firefighters excellent training. We utilized a few residential homes as well.
- MABAS Division Ten Training officers provide monthly training/topics which are provided for anyone to attend at the Westmont Fire Dept.
- In 2013 the Clarendon Hills Fire Department continues to enforce policies and procedures which include Health and Wellness policy. The fire department also adopted an ability course which will be used to test our firefighters annually. The ability course will be used to test all new recruits as well. There are of course many benefits of this policy to keep our firefighters fit and an expanded program for firefighter fitness and wellness.

- **Since 9-11 the Federal government has now established required National Incident Management System training that must be provided for every firefighter, village employee or elected official. This training is mandated by the government. The amount of training that each village employee must have depends on his/her rank and position in the village. If Clarendon Hills wants to receive financial aid from the government in the event of a disaster or grant then we must prove that our employees are updated in their training and we are compliant. In 2013 the entire village remains Compliant.**
- **The Clarendon Hills Fire Department takes driving its vehicles very seriously. There is a lot of responsibility when driving the fire apparatus. The second leading cause of firefighter death every year is from driving incidents. Driver operators must have basic certified firefighter training and then take part of at least 30 hours of initial driver training to be a certified driver operator. Firefighters must also comply with state regulations and complete annual evaluations. Additional training certifications such as Fire Service Vehicle Operator and Fire Apparatus Engineer certifications are offered as well.**
- **The Clarendon Hills Fire Department Open House held in October during fire prevention week is a main event to educate the local residents and let the residents see first-hand the station, equipment, firefighter skills and ask any questions they may have about their fire department.**
- **The Clarendon Hills Fire Department is a National Child Passenger Safety Program fitting station to conduct child passenger seat checks. Car seat inspections are available by appointment only to the residents of Clarendon Hills.**

- In 2013 the Clarendon Hills Fire Department joined with the Hinsdale & Western Springs Fire Department and was given a series of officer development training for our officers. Our officers were also sent to a first in Officer training class through FSI at Darien-Woodridge. The Western Springs fire department received a tactic simulator as a grant which will continue to give our officer great simulated training.
- We are required to meet the new laws of the Globally Harmonized System which replaces the old Hazard Communication laws (Right-to-Know). During 2013 representatives from the village were given train-the-trainer training and the entire village had to meet training requirement by the end of the year.
- These highlights of training only highlight a part of firefighter training conducted at the Clarendon Hills Fire Department in 2013. It is the Clarendon Hills Fire Department's goal to keep all firefighters updated on their knowledge/skills and to always keep them safe while assisting the residents of Clarendon Hills during an emergency.

REGULAR DEPARTMENT EVENING TRAINING

DATE	SUBJECT
1/2/2013	Tools and Equipment
1/16/2013	Practical JPR's
1/23/2013	NIMS ICS-100 Refresher
2/6/2013	Pre-plan Hinsdale Central
2/20/2013	Winter Drill
2/27/2013	Company Pre-plans
3/6/2013	Pre-plans Hinsdale Buildings
3/20/2013	Mayday Training
3/27/2013	Mayday Training
4/3/2013	Pre-Plans Hinsdale Hospital & AA Pumping
4/17/2013	Company JPR's
4/24/2013	RIT Operations
5/1/2013	RIT Operations
5/15/2013	RIT Operations
5/22/2013	Hinsdale Engine/Truck Operations
6/5/2013	Pre-Connects
6/18/2013	Response IC training- Pump/Hose Ops
6/25/2013	Summer Practical's
7/2/2013	Pre-plans Holy Nativity
7/16/2013	Extrication
7/23/2013	Hinsdale AA train – Haz-mat Decon
8/7/2013	Skid Loads
8/21/2013	Summer Practical's
8/28/2013	Live House Training – 24 Blodgett
9/4/2013	SCBA – Ladders - Extinguishers
9/18/2013	GHS Training- Global Harmonized System
9/25/2013	Company JPR's
10/2/2013	Company Pump/Relay
10/16/2013	SCBA
10/23/2013	High Rise Training – 115 55th
11/6/2013	Audio Testing FF's
11/20/2013	Pump Relay
12/4/2013	Live House Training – 114 Arthur
12/18/2013	End of Year Training

DEPARTMENT SCHEDULED OUTSIDE TRAINING

DATE	SUBJECT
Monthly	MABAS Div Ten Training/ ISO-SSO Training
Monthly	MABAS Ten Chiefs
Monthly	MABAS Ten Haz-Mat Training
Monthly	MABAS Ten Investigator's
Monthly/Qtr	Department Training and Safety Committee TSAC
Monthly	MABAS Division Ten Monthly Training
Quarterly	Village Quarterly Safety Meetings/IRMA
Annual	Driver Training and Evaluations
4 Hour Course	Courage to be Safe Certification
8 Hour Course	Fire Service Vehicle Operator
Annual	Class B Non-CDL Road Tests
Feb-13	Firefighter Academy – McElroy
Feb-13	NIMS Training – 100
Feb-13	Officer Development-Auto Aid Training
Mar-13	GHS Train the Trainer IRMA
Mar-13	Tactics Simulator Western Springs
Mar-13	Officer Development – Auto Aid Training Hinsdale
Apr-13	Passenger Safety Recert
May-13	IRMA Regulatory Training
Jul-13	CHFD CPAT Training
Jul-13	Honor Guard Training
Jul-13	Department Promotions
Aug-13	Thompson Elevator Training Elmhurst
Sep-13	Recruit 40 Hour Training
Oct-13	Fire Prevention Open House – Silent Parade
Oct-13	FSI Live Propane Training
Nov-13	First – in Officer Training
Nov-13	Fire Prevention / Passenger Safety
Nov-13	Village wide GHS Training
Dec-13	Live Fire Training – 421 Ogden Hinsdale

DEPARTMENT TRAINING HIGHLIGHTS

- Live Fire Training
- GHS Training for Village employees
- 40 Hour Recruit Training
- Officer Development Training with Hinsdale
- Tactics Training WSPR
- Mutual Aid Training
- Village Wide NIMS Training
- Driver Training and Evaluations
- Department Evening Training Drills
- Outside Regular Department Training
- 12 Monthly Regulatory Training Topics – Target Safety
- Fire Prevention Open House in Clarendon Hills & Hinsdale
- Health & Wellness

2013 DEPARTMENT REGULATORY TRAINING

January 13	Back Injury Prevention
February 13	Safety & Health
March 13	Alcohol Free Work Place
April 13	Lockout / Tag out
May 13	Sexual Harassment
June 13	Hearing Conservation
July 13	Trench / Shoring
August 13	Eye Safety
September 13	Drug Free Workplace
October 13	SCBA
November 13	Personal Protective Equipment
December 13	Health & Wellness