



VILLAGE OF CLARENDON HILLS MANAGER'S REPORT

October 7, 2016

A. Management Reports

- 1. Manager's Notes -- See weekly report**
- 2. Finance Department -- No weekly report**
- 3. Public Works Department -- See weekly report**
- 4. Community Development Department -- See weekly report**
- 5. Police Department -- No weekly report**
- 6. Fire Department -- See weekly report**

B. Calendar

MEMORANDUM

To: Village President Austin and Board Trustees
From: Kevin Barr, Village Manager *KS*
Date: October 7, 2016
Subject: Weekly Report

1. **Midway Airport Operations Report:** We have recently received complaints regarding increased noise from airplanes. After investigation, it appears that the overwhelming bulk of the noise is a result of change in patterns due to maintenance of runways at Midway Airport. We expect this to be a temporary and intermittent problem but will continue to monitor the situation. I received the attached report from the Chicago Department of Aviation which provides detailed information regarding Midway flight patterns. This particular report goes through June 2016. Pages 3-5 are of most interest. The "SE" runway (also known as "13C") is the arrival target that was flying over Clarendon Hills. We will continue to monitor the situation and let you know if the situation changes.
2. **NIMS Update:** You may recall that it is necessary for Board members to complete a certain level of National Incident Management System (NIMS) training. We have put this off about as long as we can. I am working with the Fire Department to determine the most time effective way to move forward with this training.
3. **DMMC Manager's Committee Meeting:** I attended this meeting on Thursday morning. A presentation was made by the DuPage County State's Attorney office regarding joint efforts to consider body cameras for police officers. Although we have no current plans to recommend moving towards cameras, this joint effort is extremely important for dealing with issues such as the use of compatible software programs. Amongst other topics we discussed recent issues regarding noise at both airports and attempts to clarify the way the County Clerk distributes fine revenue.
4. **Meeting with Representative Patti Bellock:** On Friday morning Village President Austin and I attended a meeting at Representative Bellock's office. Numerous topics were discussed including airport noise, municipal revenues and ComEd smart meters.

2nd Quarter 2016
Quarterly Report



Airport Noise Management System
Chicago Midway International Airport



Visit the Midway Noise webpage on the Internet at
www.flychicago.com/midwaynoise

Airport Noise Management System Quarterly Report

Report Descriptions



Background

Installed in 1996, the Airport Noise Management System (ANMS) enables the City of Chicago to monitor the amount of noise being generated over the communities surrounding Chicago Midway International Airport (Midway) by the aircraft operating at the Airport. The ANMS collects, analyzes and processes data from a number of sources of information including a network of 13 noise monitors around Midway, FAA radar data, weather data and noise complaints. Over 150,000 flights and 400,000 noise events are recorded by the ANMS each month for the Chicago Department of Aviation (CDA). The City of Chicago and the Midway Noise Compatibility Commission utilize data from the ANMS to facilitate the development and management of noise abatement programs at the Airport. The following reports summarize pertinent monthly information from that data concerning the noise levels and operations at the Airport.

Runway Use Report

The five runways at Midway are utilized at different times primarily depending upon the prevailing wind conditions on the airfield, as well as any runway maintenance. Aircraft performance requirements make it necessary for aircraft to depart and land into the wind for safety reasons.

The Runway Use Report presents the average number of daily operations on each runway, the percentage of use for each runway and a 12 month average. The percentage of use for each runway is shown graphically for departures and arrivals. This data is for all hours of the day and night and for all aircraft types in April, May and June of 2016. Percentage is a ratio whereas a percentage point is the difference between two percentages.

Highlights for the **2nd Quarter of 2016** include:

Departures

Most used departure runway **04L and 04R – 39%**
04L and 04R departures increased **19pp** from 1Q 2016
31C departures decreased **14pp** from 1Q 2016

Arrivals

Most used arrival runway: **04L and 04R – 52%**
04L and 04R arrivals increased **27pp** from 1Q 2016
31C arrivals decreased **23pp** from 1Q 2016

pp = Percentage Points

Airline Fleet Mix Report

The Airline Fleet Mix Report summarizes the number of operations by airline operating at Midway International Airport. The report is summarized in four ways: operations for each airline during all hours of the day; operations for each airline during the nighttime hours (10 p.m. to 7 a.m.); percent of total operations for each airline during all hours of the day and percent of total operations during the nighttime hours. This report displays the average operations at Midway International Airport during the calendar quarter indicated.

Aircraft Fleet Mix Report

The Aircraft Fleet Mix Report summarizes the number and type of aircraft operating at Midway International Airport. The report is summarized in four ways: fleet mix for each airline during all hours of the day; fleet

mix for each airline during the nighttime hours (10 p.m. to 7 a.m.); percent of total fleet mix for each aircraft type during all hours of the day and percent of total fleet mix by aircraft type during the nighttime hours. This report displays the average fleet mix at Midway International Airport during the calendar quarter indicated.

In 1990, Congress enacted legislation to eliminate all Stage 2 aircraft operating in the continental United States by the year 2000. In response, the FAA created a program to “phase-out” the older, louder Stage 2 aircraft over a ten-year period to achieve full compliance by the 2000 deadline. As of January 2000, all aircraft operating at Midway and within the United States were Stage 3. Stage 3 aircraft, such as the Boeing 757 (B757) and new Boeing 737’s (B737) use a quieter type of engine that significantly reduces noise at the source. Also, a Stage 3 aircraft can be a previous Stage 2 aircraft with the engines retrofitted with a “hush-kit” such as a Boeing 727 (B72Q), Boeing 737-200 (B73Q) and DC-9 (DC9Q). More than **99%** of the operations at Midway International Airport are originally certified as Stage 3 aircraft.

Aircraft Noise Report

The Aircraft Noise Report summarizes noise measurements from each of the 12 noise monitors located around the Airport. The data presented summarizes the Day-Night Average Sound Levels (DNL). DNL is a 24-hour time-averaged sound exposure level with a 10 decibel (dB) nighttime (10 p.m. to 7 a.m.) weighting to account for the lower background noise levels during the nighttime hours.

The data displays the measured aircraft DNL for each quarter and its comparison to the same quarter of the previous year, and it compares the current quarter to the 12-month average. The aircraft noise report identifies noise from the existing aircraft operations at Midway International Airport.

Noise Hotline Report

The Chicago Department of Aviation (CDA) maintains a toll-free noise hotline (**1-800-914-8537**) and an on-line service at www.flychicago.com/midwaynoise for citizens to express their concern about particular aircraft events or aircraft noise levels in general. The Noise Hotline Report summarizes the number of complaints received and where the complainants were located. The tabular report lists the number of complaints by community as well as the number of individual complainants. The graph at the bottom of the page illustrates the nature of complaints during the specified quarter. These totals only include complaints made within the State of Illinois to the Midway Noise Hotline toll-free number or on-line feature.

Complaints by Quarter											
Quarter	2006	2007	2008	2009	2010	2011	2012	2013	2014	2015	2016
Q1	41	57	74	18	46	52	79	66	183	2,277	18,703
Q2	58	91	32	36	44	62	79	531	594	4,844	35,640*
Q3	100	43	73	49	69	59	160	1,118	420	4,151	
Q4	43	62	21	60	56	64	175	566	1,995	16,795	
Total	242	253	200	163	215	237	493	2,281	3,192	28,068	54,343

*97% of the complaints in the 2nd Quarter of 2016 came from 2 addresses.

Runway Use Report

Chicago Midway International Airport

Period: April 2016

Time of Day: All Hours



Runway Utilization (All Hours)

Source: Airport Noise Management System (ANMS)

Runway

Flight Direction

Average Daily Operations

Departures

April 2016
 12 Month Average

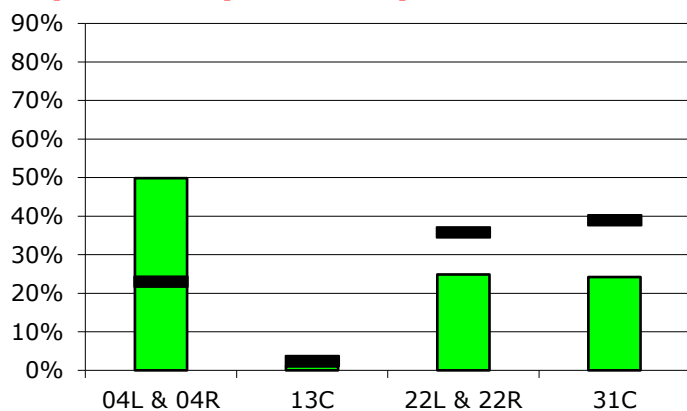
Arrivals

April 2016
 12 Month Average

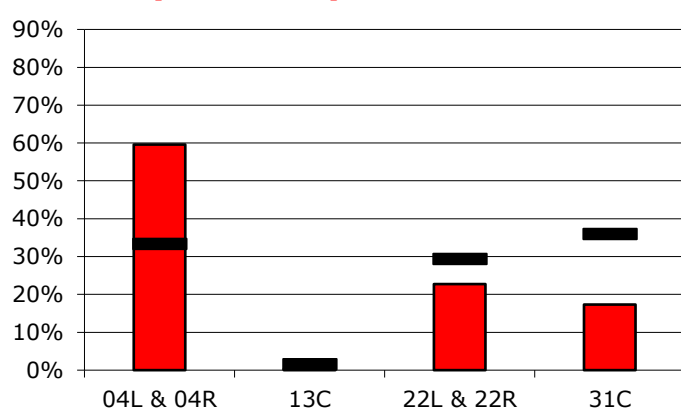
Runway Utilization (All Hours)

04L & 04R <i>NE</i>	13C <i>SE</i>	22L & 22R <i>SW</i>	31C <i>NW</i>
168	3	84	82
76	8	118	128
202	1	77	59
109	5	96	117

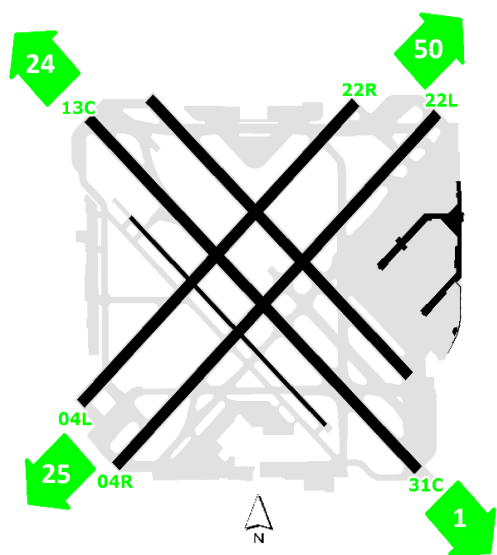
Departures (All Hours)



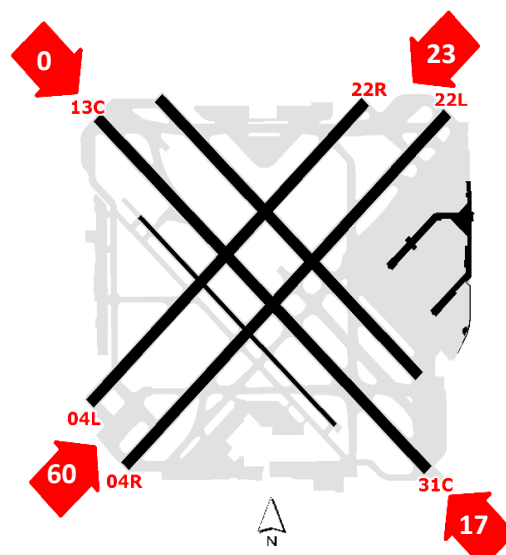
Arrivals (All Hours)



Percentage Departure Utilization



Percentage Arrival Utilization



Runway Use Report

Chicago Midway International Airport

Period: May 2016

Time of Day: All Hours



Runway Utilization (All Hours)

Source: Airport Noise Management System (ANMS)

Runway

Flight Direction

Average Daily Operations

Departures

May 2016

12 Month Average

Arrivals

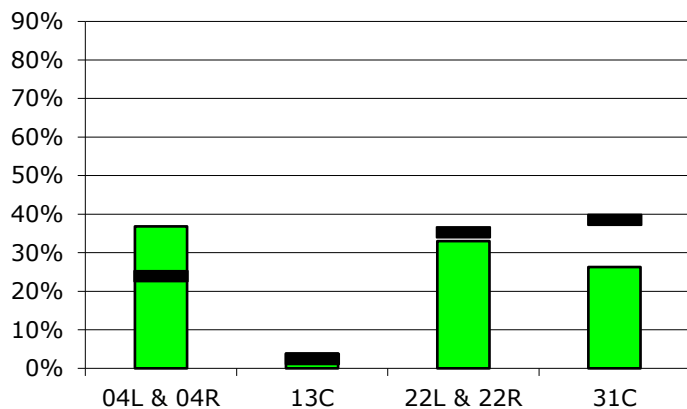
May 2016

12 Month Average

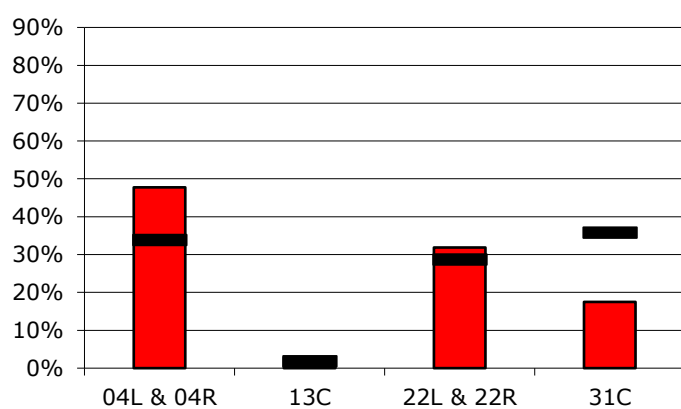
Runway Utilization (All Hours)

04L & 04R <i>NE</i>	13C <i>SE</i>	22L & 22R <i>SW</i>	31C <i>NW</i>
127	13	113	90
79	8	116	127
165	10	110	60
111	6	94	117

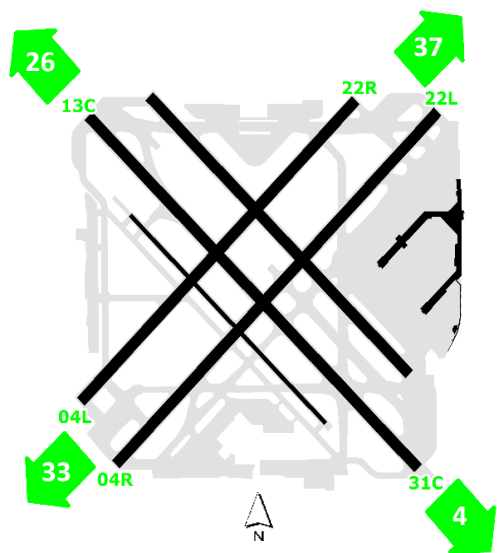
Departures (All Hours)



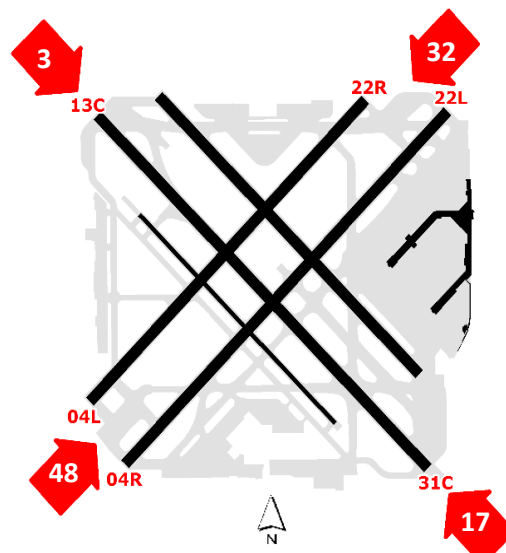
Arrivals (All Hours)



Percentage Departure Utilization



Percentage Arrival Utilization



Runway Use Report

Chicago Midway International Airport

Period: June 2016

Time of Day: All Hours



Runway Utilization (All Hours)

Source: Airport Noise Management System (ANMS)

Runway

Flight Direction

Average Daily Operations

Departures

June 2016

12 Month Average

Arrivals

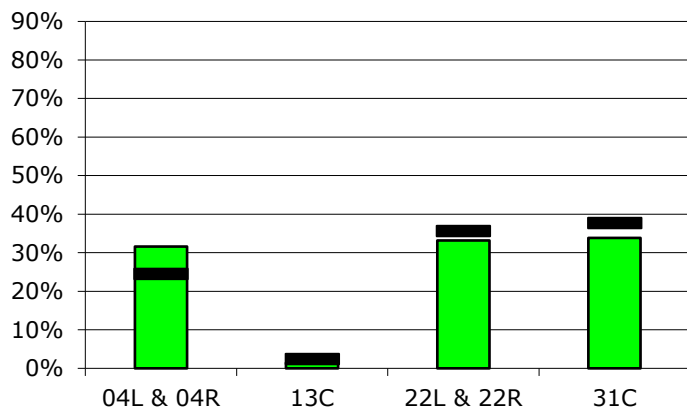
June 2016

12 Month Average

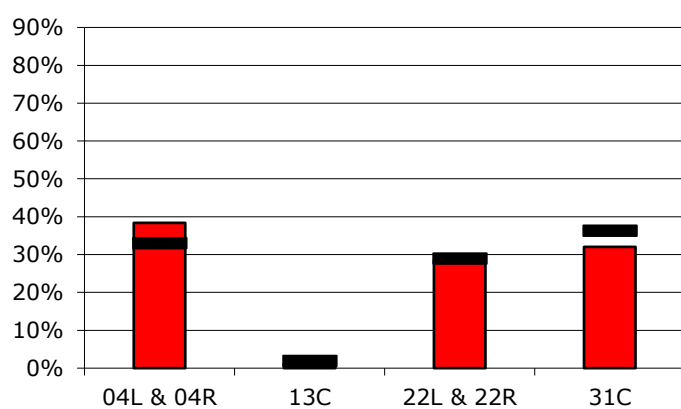
Runway Utilization (All Hours)

04L & 04R <i>NE</i>	13C <i>SE</i>	22L & 22R <i>SW</i>	31C <i>NW</i>
118	5	125	127
81	8	117	124
144	4	107	121
108	6	95	119

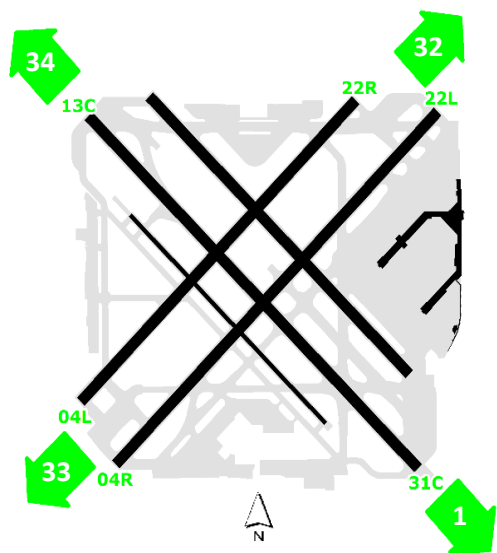
Departures (All Hours)



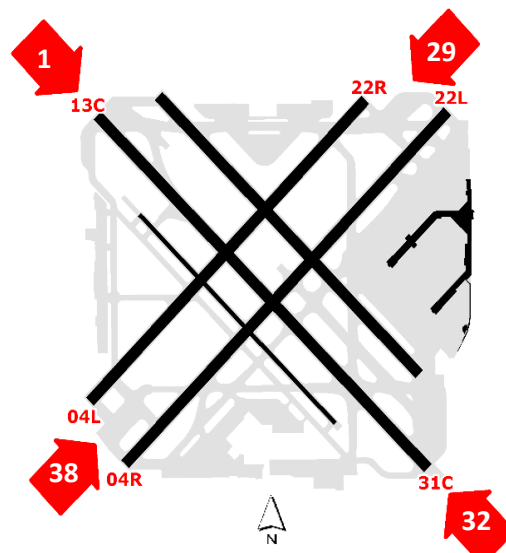
Arrivals (All Hours)



Percentage Departure Utilization



Percentage Arrival Utilization



Airline Fleet Mix Report
Chicago Midway International Airport
Period: 2nd Quarter 2016



Airline	Average Operations Per Day (All Hours)	Average Operations Per Night (10 p.m.-7 a.m.)	Percent of Total (All Hours)	Percent of Total (10 p.m.-7 a.m.)	2 nd Quarter 2015	
					Average Operations Per Day	Average Operations Per Night
DELTA DAL	36	3	5%	3%	35	2
porter POE	10	1	1%	1%	10	1
PUBLIC CHARTERS, INC. VTE	2	0	0%	0%	2	0
SOUTHWEST AIRLINES SWA	479	76	67%	80%	471	68
volaris VOI	6	0	1%	0%	5	0
General Aviation	179	15	25%	16%	174	15
Total	712	95	100%	13%	699²	85²

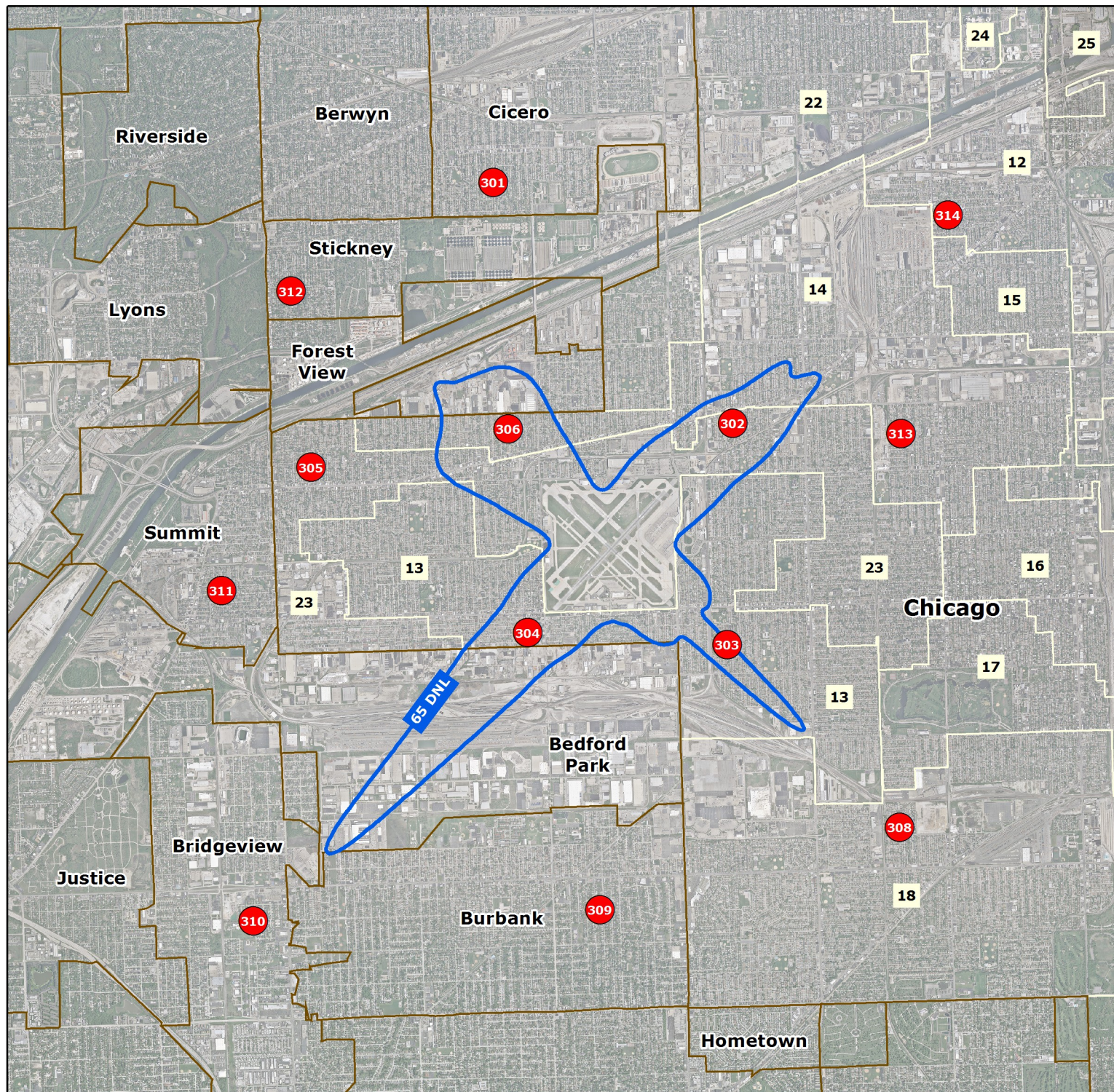
Aircraft Fleet Mix Report
Chicago Midway International Airport
Period: 2nd Quarter 2016




Aircraft	Average Operations Per Day (All Hours)	Average Operations Per Night (10 p.m.-7 a.m.)	Percent of Total (All Hours)	Percent of Total (10 p.m.-7 a.m.)	2 nd Quarter 2015	
					Average Operations Per Day	Average Operations Per Night
A320	8	0	1%	0%	9	1
B717	12	2	2%	2%	11	1
B737	479	76	67%	80%	474	68
CRJ	14	0	2%	0%	12	0
DH8	10	1	1%	1%	9	0
E170	7	1	1%	1%	7	0
J41	2	0	0%	0%	3	0
General Aviation HELO	10	0	1%	0%	7	2
General Aviation OTHER ¹	170	15	24%	16%	167	13
Total	712	95	100%	13%	699	85

Note 1: Other represents multiple General Aviation aircraft types.

Note 2: Total includes operations from Sun Country Airlines which no longer operates at Midway.





**CHICAGO
DEPARTMENT
OF AVIATION**

Midway

International

Airport

Permanent Noise Monitor Locations

City of Chicago
Rahm Emanuel, Mayor

Department of Aviation
Ginger S. Evans, Commissioner

Legend


- Permanent Noise Monitors (13)
- 2018 Noise Contour
- Chicago Ward Boundaries
- Community Boundaries


Monitor	Address
301	3701 1/2 S. 58th Ct., Cicero
302	5159 1/2 S. Kenneth Ave., Chicago
303	4504 1/2 W. 65th St., Chicago
304	5701 1/2 W. 64th St., Chicago
305	5359 S. Newland Ave., Chicago
306	5159 1/2 S. Menard Ave., Chicago
308	3457 1/2 W. 76th Pl., Chicago
309	8056 1/2 Lockwood Ave., Burbank
310	8052 1/2 S. Oketo Ave., Bridgeview
311	7517 W. 61st St., Summit
312	4308 Wenonah Ave., Stickney
313	5250 1/2 S. Homan Ave., Chicago
314	3942 S. Albany Ave., Chicago

Miles

0
0.5
1

N





Date: 7/21/2016
 Project: 2018_nml_mdw.mxd

Aircraft Noise Report

Chicago Midway International Airport

Period: 2nd Quarter 2016

Time of Day: 24 Hours

Metric: Aircraft DNL



RMT #	Community	Monthly Noise Levels												Quarterly Noise Levels				2Q 2015	12 Month Avg.
		Jul 15	Aug 15	Sep 15	Oct 15	Nov 15	Dec 15	Jan 16	Feb 16	Mar 16	Apr 16	May 16	Jun 16	3Q 2015	4Q 2015	1Q 2016	2Q 2016		
301	Cicero 3701 1/2 S. 58th Ct.	56.8	55.9	57.6	55.6	52.8	52.4	49.6	51.6	53.9	55.2	55.1	55.9	56.8	53.9	52.1	55.4	56.4	54.9
302	Chicago 5159 1/2 S. Kenneth Ave.	72.5	70.5	70.4	71.2	71.6	70.7	68.5	67.2	72.4	72.0	72.3	72.8	71.2	71.2	69.9	72.4	71.4	71.3
303	Chicago 4504 1/2 W. 65th St.	67.0	68.0	66.0	64.2	65.2	66.8	67.4	66.9	64.2	64.1	66.4	67.4	67.1	65.6	66.4	66.2	66.7	66.3
304	Chicago 5701 1/2 W. 64th St.	75.9	73.6	74.2	74.5	74.1	73.2	70.9	70.7	73.7	74.8	74.6	75.8	74.7	73.9	72.0	75.1	75.3	74.1
305	Chicago 5359 S. Newland Ave.	69.2	70.0	64.5	61.6	60.8	59.6	55.8	55.1	53.8	52.4	54.1	56.2	68.5	60.7	55.0	54.5	55.1	63.4
306	Chicago 5159 1/2 S. Menard Ave.	72.6	73.0	71.7	70.5	68.1	69.9	68.3	68.0	68.1	68.7	69.4	71.3	72.5	69.6	68.1	69.9	71.5	70.3
308	Chicago 3457 1/2 W. 76th Place	63.5	65.3	62.4	62.5	62.3	63.2	63.9	63.9	61.6	61.4	60.8	63.8	63.9	62.7	63.3	62.2	62.7	63.1
309	Burbank 8056 1/2 Lockwood Ave.	53.1	--	55.0	55.1	56.6	55.0	53.7	53.3	54.2	54.2	55.8	55.6	54.1	55.6	53.8	55.3	52.7	54.8
310	Bridgeview 8052 1/2 S. Oketo Ave.	63.9	58.5	61.3	61.9	58.9	60.2	54.3	64.1	62.0	63.4	62.4	62.4	61.8	60.5	61.7	62.7	62.5	61.7
311	Summit 7517 W. 61st St.	50.6	53.1	54.6	54.6	54.0	55.0	55.0	55.3	54.8	54.1	53.8	55.7	53.1	54.5	55.1	54.6	51.6	54.4
312	Stickney 4308 Wenonah Ave.	51.1	49.3	46.7	51.4	55.3	55.2	50.3	53.6	50.2	52.6	56.2	55.1	49.4	54.3	51.7	54.9	52.2	53.1
313	Chicago 5250 1/2 S. Homan Ave.	61.9	--	--	59.7	56.7	54.4	51.3	55.1	61.9	61.9	61.6	61.9	--	57.5	58.3	61.8	59.6	59.9
314	Chicago 3942 S. Albany Ave.	57.4	--	62.3	62.4	63.8	62.6	60.9	58.9	61.1	60.4	61.3	61.5	60.5	63.0	60.4	61.1	--	n/a

-- Data unavailable

n/a - Not Applicable

DNL is a 24-hour time-averaged sound exposure level with a 10 decibel (dB) nighttime (10 p.m. to 7 a.m.) weighting to account for the lower background noise levels during the nighttime hours.

Red represents an increase of 1 dB or more from the same quarter of the previous year (5 monitors).

Green represents a decrease of 1dB or more from same quarter previous year (2 monitors).

Noise Hotline Report

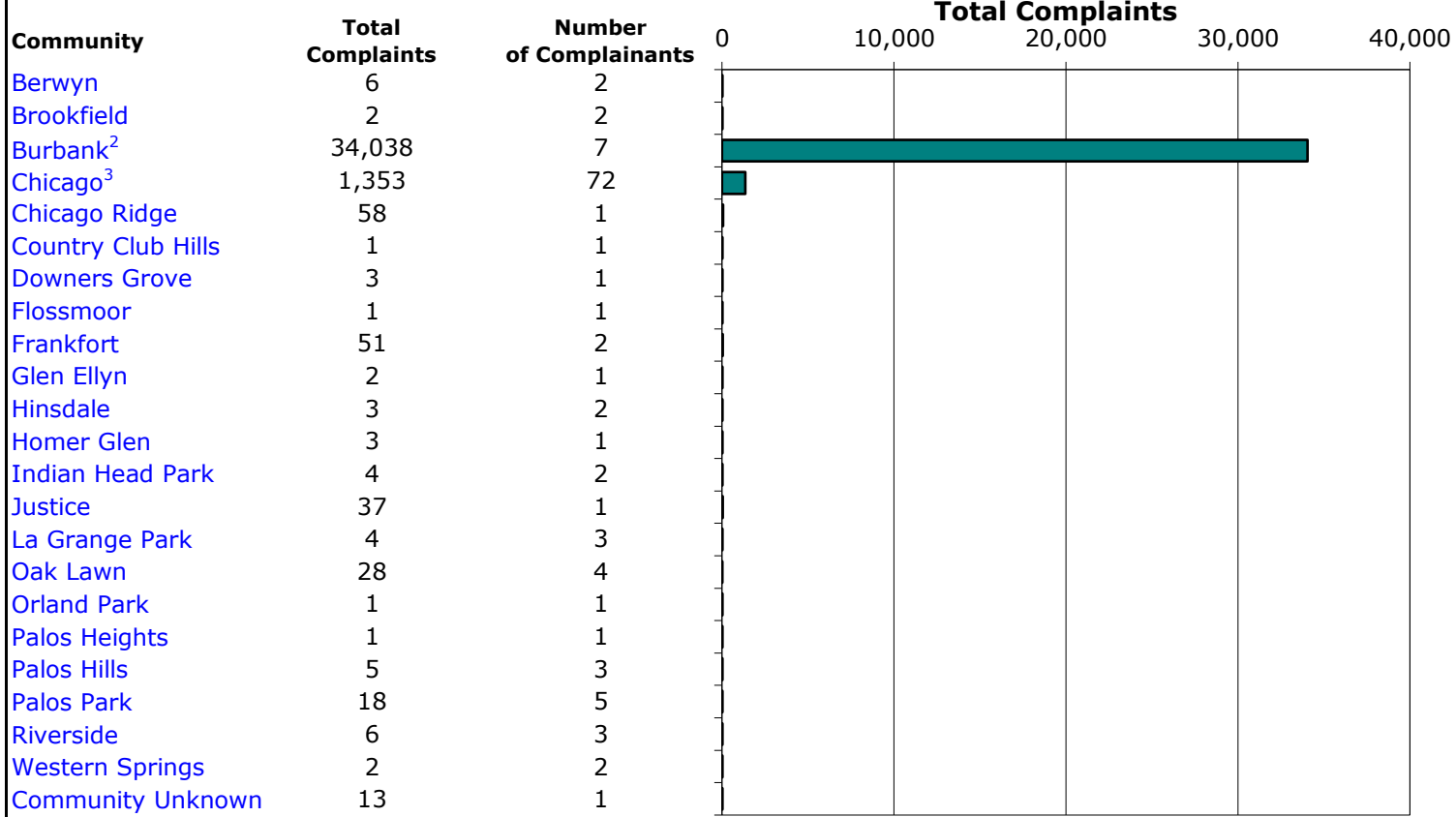
Chicago Midway International Airport

Period: 2nd Quarter 2016



Quarterly Hotline Complaints by Community¹

All Hours

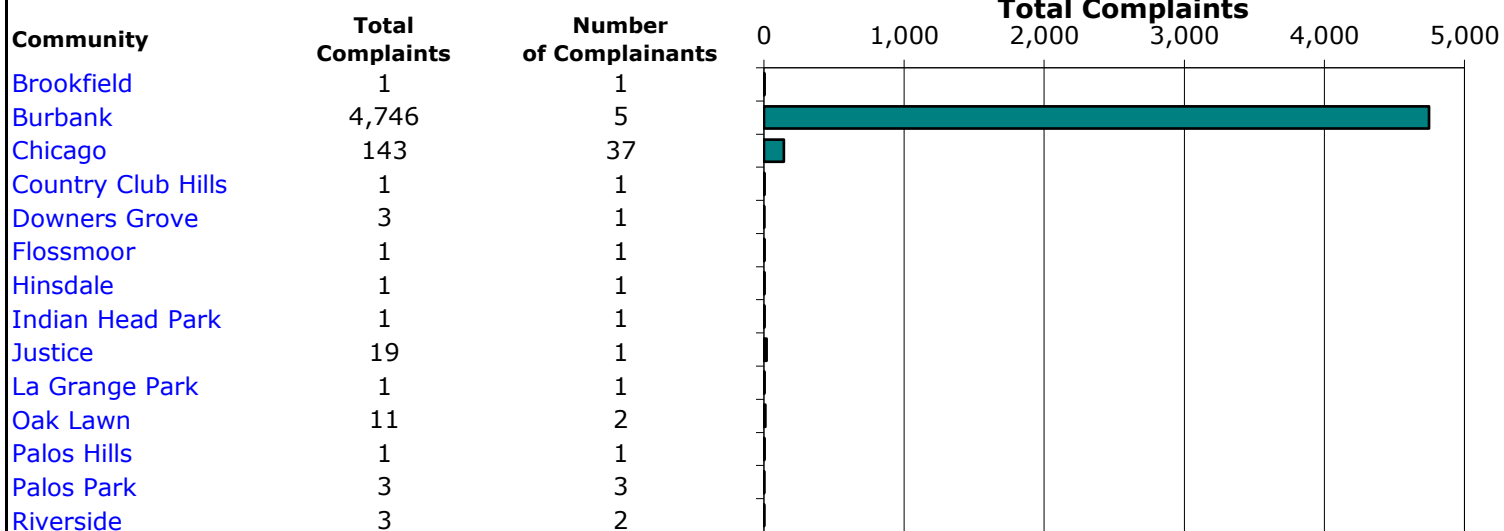


2Q 2016 35,640 119

1Q 2016 18,703 100

Quarterly Hotline Complaints by Community¹

Nighttime - 10:00 p.m. - 7:00 a.m.

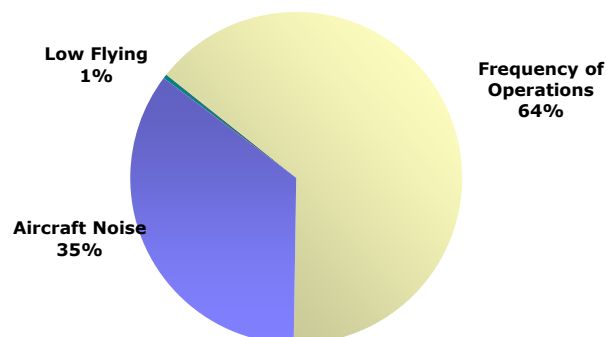


2Q 2016 4,935 58

1Q 2016 1,399 50

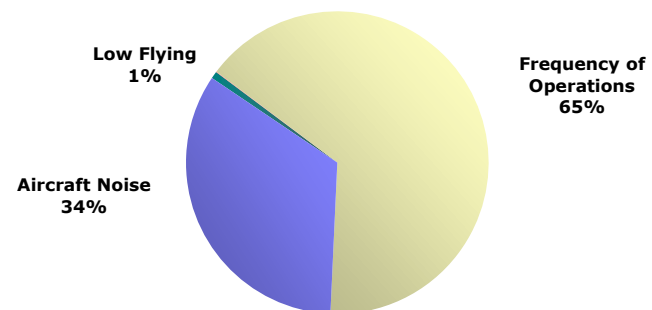
Nature of Hotline Noise Complaints

All Hours



Nature of Hotline Noise Complaints

Nighttime - 10:00 p.m. - 7:00 a.m.



Notes:

1. Complaints made within the State of Illinois.

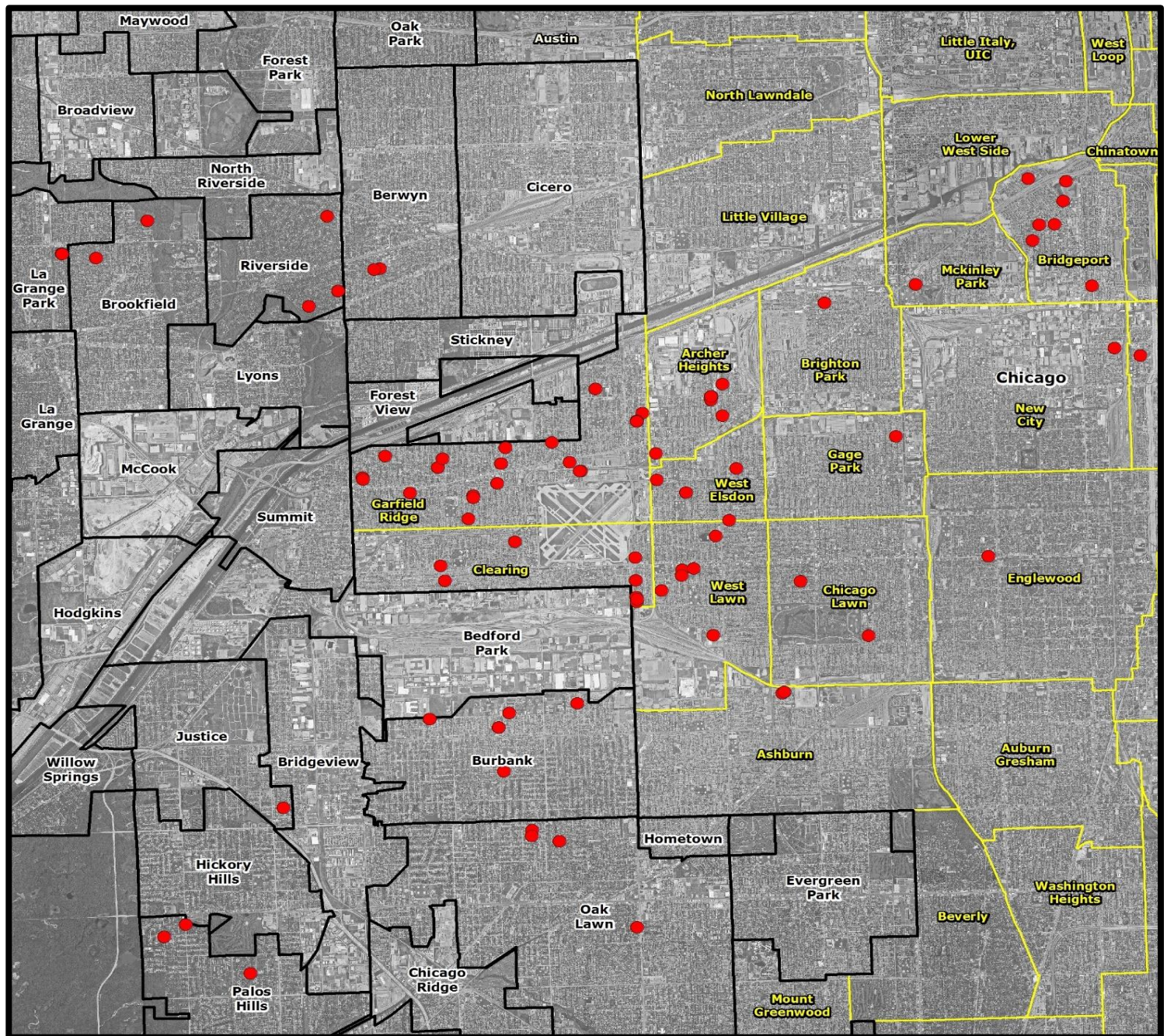
2. 33,480 of 34,038 complaints in Burbank came from 1 address.

3. 1,171 of 1,353 complaints in Chicago came from 1 address.

Noise Hotline Report

Chicago Midway International Airport

Period: 2nd Quarter 2016



● - complainant location



Midway Noise Hotline: 1-800-914-8537
www.flychicago.com/midwaynoise

MEMORANDUM


To: Kevin Barr, Village Manager
From: Michael D. Millette P.E., Director of Public Works
Date: October 7, 2016
Subject: Department Report

1. Orange Crush's subcontractor is completing all outstanding concrete work today. The final shoulders were installed on Richmond Tuesday and they are concentrating on sidewalks today. The landscaping contractor worked through yesterday's rain and is scheduled for all of next week. Pavement grinding and paving is scheduled for the week of the 17th. Nicor's subcontractors have restored some sidewalks and driveways, with more to come. They have not yet started on their turf restoration work. We have a meeting with them next Monday to discuss their delays and to establish a revised schedule.
2. The MFT pavement project on Terrace and 55th Frontage is scheduled to begin on the 13th and to be completed by November 11th.
3. The Park Avenue water tower is undergoing inspection today.
4. Toilet replacement at Village Hall is underway.

MEMORANDUM

TO: Kevin Barr, Village Manager
FROM: Dan Ungerleider, Community Development Director
DATE: October 7, 2016
RE: Department Report

1. **88 Park Avenue.** The Village hosted a construction meeting last Tuesday morning with the developer's contractor team to review scheduling and village expectations. Excavation has been completed and the foundation is being poured in place.
2. **229 Park Avenue (fka 9-23 Walker).** This week the Village completed its review of the permit plans for 229 Park Avenue and is prepared to issue a permit. The developer is currently coordinating the discovery and relocation of utility services found in the South Prospect west alley. ComEd is planning to relocate the utility poles from the west side to the East side of the ally. Site construction is scheduled to begin later this month.
3. **Richmond Education Gardens Update.** The site development plan for the proposed garden is now posted on the village website at www.clarendonhills.us. On October 10th, from 4-8pm, Chipotle at 300 E Ogden will be hosting a fundraiser for this project. Bring in this flyer, show it on your smartphone, or tell the cashier you're supporting this cause to make sure that 50% of the proceeds will be donated to the Richmond Education Gardens and Apiary project.



Make dinner a selfless act by joining us for a fundraiser to support Richmond Education Gardens & Apiary. Come in to the Chipotle at **300 E. Ogden Avenue** in Westmont on **Monday, October 10th** between **4:00pm** and **8:00pm**. Bring in this flyer, show it on your smartphone or tell the cashier you're supporting the cause to make sure that 50% of the proceeds will be donated to Richmond Education Gardens & Apiary.



Gift card purchases during fundraisers do not count towards total donated sales, but purchases made with an existing gift card will count.

4. **Permits.** So far in October the Village has issued nine (9) building permits, including 2 new homes, having a total reported construction value of \$1,048,073.

MEMORANDUM

To: Kevin Barr, Village Manager
From: Brian Leahy, Fire Chief
Date: October 7, 2016
Subject: Weekly Department Report 2016-28

1. Fire Prevention Bureau Activity during the past week.
 - Three (3) Fire/Life Safety Inspections were conducted this week.
 - Several pre-plan drawings were entered electronically this week. Lt. Godek and on duty staff members have been updating the pre-plan drawings many occupancies in the village and entering into our electronic data base.
2. Training Report:
 - Wednesday evening, twenty five (25) firefighters attended training. Forcible Entry, ladders and SCBA operations were conducted.
3. Emergency Medical Services Report:
 - No report.
4. Clarendon Hills/Hinsdale FD sharing of services report:
 - We are making plans to cross train all Clarendon Hills and Hinsdale Firefighters in the use and operation of the ambulances and engines on both departments. We have plans to loan apparatus to each other when needed due to breakdowns or maintenance.
5. Emergency Management Report:
 - No report this week.
6. On Wednesday, October 5th at 4:05 PM. Clarendon Hills Medic 86 and Utility 86 responded to a full cardiac arrest call at 16W631 56th St. which turned out to be in unincorporated Clarendon Hills. While en-route to this call the paramedics double checked maps and determined that this address was not in the village and instructed DuComm to call the Tri State Fire Protection District and that Medic 86 will continue to the call because it is a full arrest. Upon arrival the two (2) paramedics entered the 3 flat at that location and were the first personnel to arrive. They spoke with a man who directed them to the room and they found a murder/suicide involving a 21 year old mother and her 4 year old son. The two paramedics determined that the two (2) victims were deceased, secured the scene and ask for the police to expedite. No other EMS or fire department personnel entered the scene. The incident was turned over to the DuPage County Sheriff. I was called to the scene and I took both paramedics off duty and they went to Hinsdale Hospital for counseling

because of the violent nature of the incident. The paramedics met with the ER doctor, Hospital Chaplain and Hospital Social Worker for three (3) hours. All are doing well and I am in close contact with them each day.

7. On Saturday, October 1st we held the annual Fire Department Fire Prevention Week Open House at the fire station. Sad to say but the weather was not cooperating with on and off rain all day. In spite of this bad weather we still had a large crowd estimated to be about 1,000 people in total. I would like to thank all of the CHFD members for their hard work making this open house a success, especially Lt. Dave Godek who coordinated almost everything. I would also like to thank the Public Works Department for delivering chairs, tables and chairs for the event. I would also like to thank Police Officers Zach Finrock and James Shaw for attending and displaying many police items and talking with residents.

8. Incidents of Interest:

- Saturday, October 1st at 12:55 AM. Medic 86 and Squad 86 responded for a vehicle accident with injuries on southbound Rt. 83 north of 55th St. One (1) injured patient transported to a local hospital.

9. Mutual Aid Calls:

- None

10. Fire/Rescue/EMS calls:

- The Hinsdale Fire Department responded Automatic Aid to Clarendon Hills two (2) times.
- The Clarendon Hills Fire Department responded Automatic Aid to Hinsdale four (4) times.

- During the past week, the fire department responded to fifteen (15) emergency calls.

If you have any questions or require additional information, please contact me.



October 2016

Su	M	Tu	W	Th	F	Sa
25	26	27	28	29	30	1
2	<u>3</u>	4	5	6	7	8
9	10	11	12	13	<u>14</u>	15
16	<u>17</u>	18	<u>19</u>	<u>20</u>	21	22
23	24	<u>25</u>	26	27	28	<u>29</u>
30	<u>31</u>	1	2	3	4	5

Community Events**Chamber of Commerce Meeting**

October 19, 2016, 9:00 AM - 10:00 AM @ Village Hall

[More Details](#)

Chamber of Commerce Annual Family Trick or Treat Downtown

October 29, 2016, 11:00 AM - 2:00 PM @ Prospect Ave.

[More Details](#)

Trick or Treating within Village of Clarendon Hills

October 31, 2016, 3:00 PM - 7:00 PM

[More Details](#)

Meeting Calendar**Public Services Committee Meeting**

October 3, 2016, 6:00 PM - 7:00 PM @ Board Room

[More Details](#)

Village Board Regular Scheduled Meeting

October 3, 2016, 7:00 PM - 9:00 PM @ Board Room

[More Details](#)

Firefighters' Pension Regular Board Meeting

October 14, 2016, 9:30 AM @ Village Hall Lower Level Conference Room

[More Details](#)

Police Pension Fund Meeting

October 17, 2016, 5:30 PM - 7:00 PM @ Village Hall Main Building

Lower Level Conference Room

[More Details](#)

Village Board Regular Scheduled Meeting

October 17, 2016, 7:00 PM - 9:00 PM @ Board Room

[More Details](#)

ZBA/PC Meeting

October 20, 2016, 7:30 PM - 8:30 PM @ Board Room

[More Details](#)

Special Events Committee Meeting

October 25, 2016, 7:00 PM - 8:00 PM @ Board Room

[More Details](#)

November 2016

Su	M	Tu	W	Th	F	Sa
30	31	1	2	3	4	5
6	7	8	9	10	11	12
13	14	15	16	17	18	19
20	21	22	23	24	25	26
27	28	29	30	1	2	3

Community Events**Village Offices Closed due to Holiday****November 11, 2016, All Day**

Veterans Day

[More Details](#)**Village Offices Closed due to Holiday****November 24, 2016, All Day**

Thanksgiving

[More Details](#)**Village Offices Closed due to Holiday****November 25, 2016, All Day**

Day after Thanksgiving

[More Details](#)**Meeting Calendar****Village Board Regular Scheduled Meeting****November 7, 2016, 7:00 PM - 9:00 PM @ Board Room**[More Details](#)**ZBA/PC Meeting****November 17, 2016, 7:30 PM - 8:30 PM @ Board Room**[More Details](#)**Village Board Regular Scheduled Meeting****November 21, 2016, 7:00 PM - 9:00 PM @ Board Room**[More Details](#)**Special Events Committee Meeting****November 22, 2016, 7:00 PM - 8:00 PM @ Board Room**[More Details](#)