

CLARENDON HILLS



FIRE DEPARTMENT



2011 ANNUAL REPORT

2011 was a very busy and challenging year for the Clarendon Hills Fire Department. Along with responding to Fire, EMS and Rescue emergencies, the Fire Department performed many other functions for the citizens of Clarendon Hills. We expanded our staffing to 3 people per shift 7 days a week.

The members of the Clarendon Hills Fire Department are all dedicated and highly skilled professionals who provide service in the areas of Fire suppression, Emergency Medical Services, Rescue Services, Fire Prevention, Public Education and CPR.

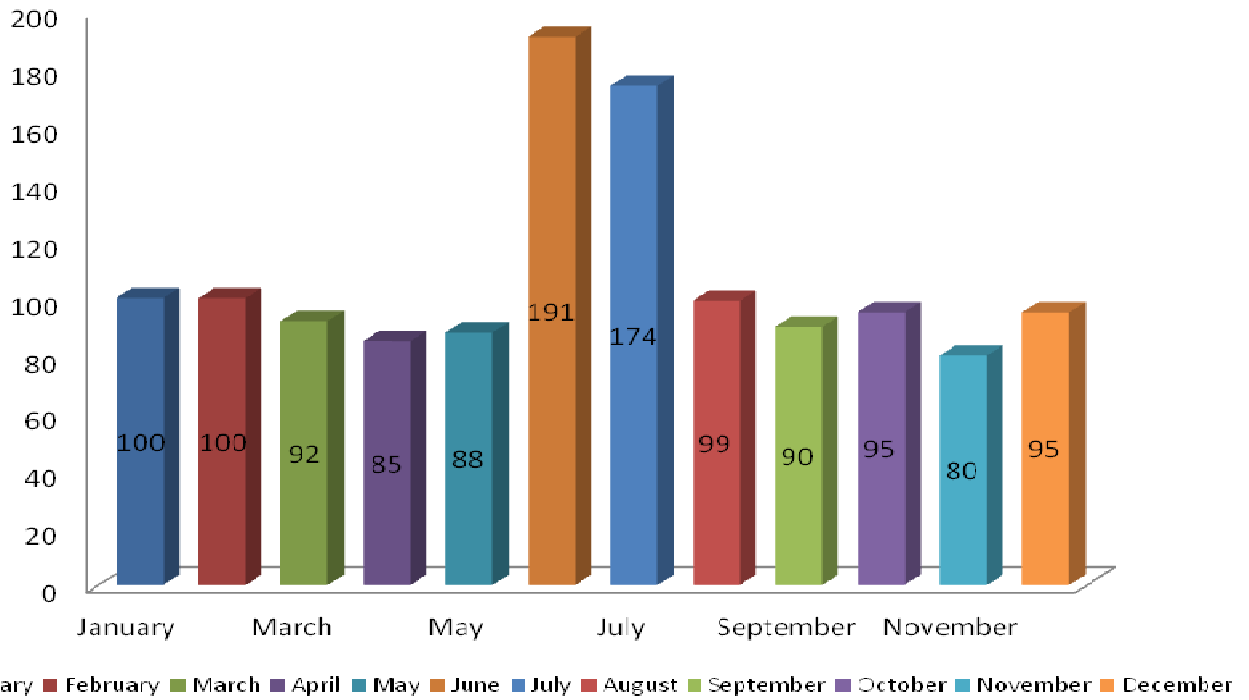
The Clarendon Hills Fire Department responded to 1289 calls for emergency service in 2011. This total includes requests for both Fire and EMS service as well as activated fire alarms. The daily call average for 2011 was 3.53 calls per day. This is a 5% increase in emergency calls as compared to the number of emergency calls in 2010.

Fire/Rescue call response emergencies were 701 (54.43%); Ambulance call response emergencies were 478 (37.11%) and Trouble Alarm investigations were 110 (8.54%).

In 2011 there were no firefighters injured during an emergency call. There was (0) civilian injuries and (0) deaths as a result of a fire.

The following graphs and other statistics listed in this document provide a breakdown of all services provided to the public by the Clarendon Hills Fire Department in 2011.

Total Calls for 2011



Total Calls by Year 1984 to 2011

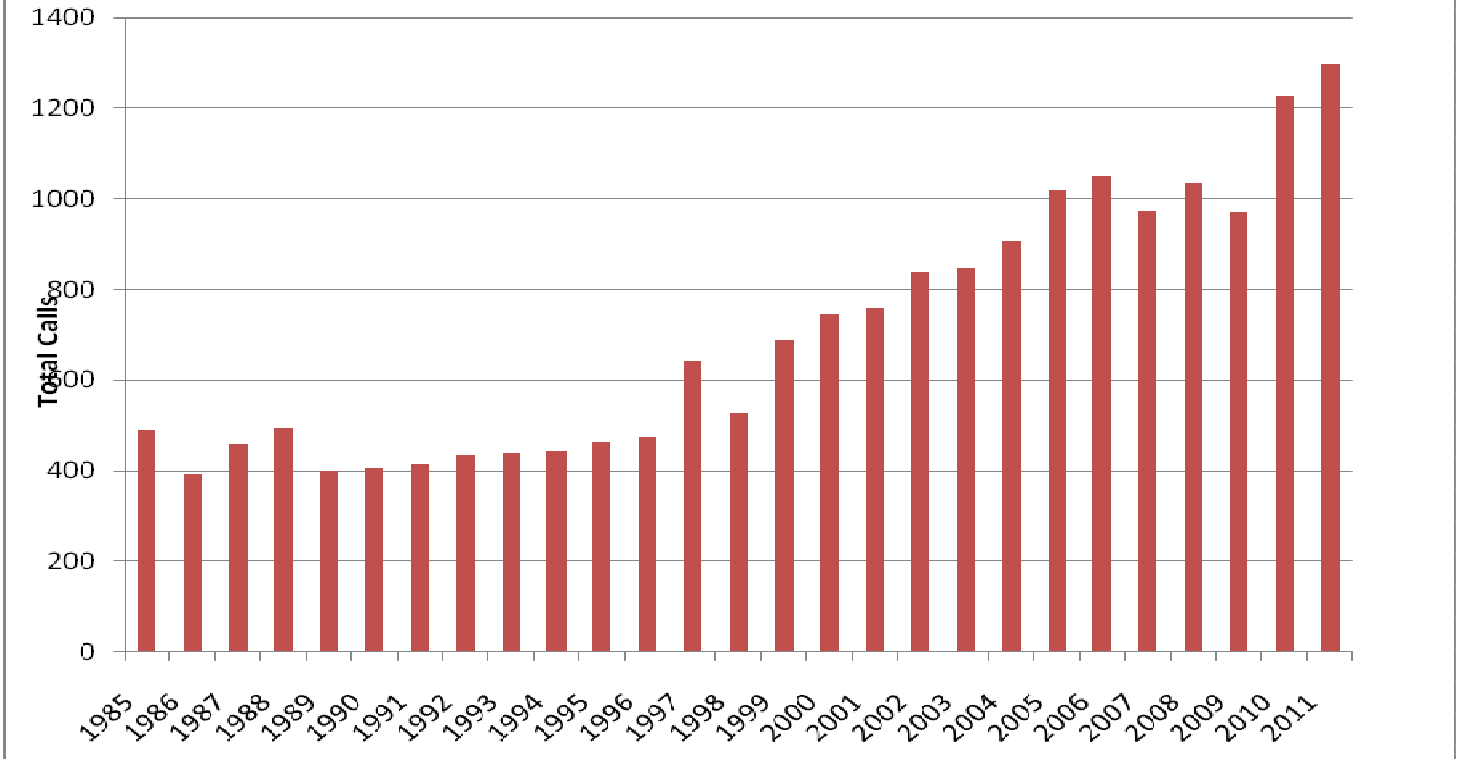
Year	Calls
1984	404
1985	492
1986	393
1987	460
1988	494
1989	400
1990	407

Year	Calls
1991	414
1992	434
1993	440
1994	442
1995	463
1996	474
1997	644

Year	Calls
1998	528
1999	688
2000	746
2001	758
2002	838
2003	846
2004	905

Year	Calls
2005	1018
2006	1049
2007	974
2008	1035
2009	971
2010	1228
2011	1289

Total Emergency Responses from 1985 to 2011



Department Activity and Call Breakdown (2011)

Incident Type Code	Category	Total Count	Shift 1 6:00 - 18:00	Shift 2 18:00 - 6:00
1	Fire			
111	Building Fire	2	1	1
131	Passenger vehicle fire	4	3	1
143	Grass fire	1	1	
160	Special outside fire, Other	1		1
		8		
3	Rescue & Emergency Medical Service Incident			
311	Medical assist, assist EMS crew	1		1
321	EMS call, excluding vehicle accident w/injury	393	248	145
322	Motor vehicle accident w/injury	19	16	3
323	Motor vehicle/pedestrian accident (MV Ped)	3	1	2
324	Motor vehicle accident with no injuries	13	11	2
353	Removal of victim(s) from stalled elevator	3	2	1
		432		

4	Hazardous Condition (No Fire)			
400	Hazardous condition, Other	1	1	
411	Gasoline or other flammable liquid spill	0		
412	Gas leak (natural gas or LPG)	15	11	4
422	Chemical spill or leak	2		2
424	Carbon monoxide incident	2		2
440	Electrical wiring/equipment problem, Other	3		3
442	Overheated motor	4	2	2
444	Power line down	98	42	56
445	Arching, shorted electrical equipment	10	4	6
		135		
5	Service Call			
511	Lock-out	7	5	2
512	Ring or jewelry removal	1	1	
520	Water problem, Other	1		1
521	Water evacuation	1	1	
522	Water or steam leak	1	1	
531	Smoke or odor removal	19	9	10
542	Animal rescue	1	1	
551	Assist police or other governmental agency	3	2	1
552	Police Matter	2	1	1
553	Public service	16	7	9
554	Assist invalid	46	21	25
555	Defective elevator, no occupants	2	2	
561	Unauthorized burning	2	2	
571	Cover assignment, standby, move-up	293	185	108
		395		
6	Good Intent Call			
611	Dispatched & cancelled en route	4	3	1
621	Wrong location	1		1
622	No incident found on arrival at dispatch address	5	5	
631	Authorized controlled burning	1		1
651	Smoke scare, odor of smoke	2	2	
652	Steam, vapor, fog or dust thought to be smoke	1	1	
661	EMS call, party transported by non-fire agency	1	1	
		15		
7	False Alarm & False Call			
7301	Trouble Fire Alarm - Due to System Malfunction	95	57	38
733	Smoke detector activation due to malfunction	23	10	13
734	Heat detector activation due to malfunction	2		2
735	Alarm system sounded due to malfunction	20	12	8
7351	Residential Fire Alarm - System Malfunction	4	3	1
736	CO detector activation due to malfunction	24	12	12
7401	Trouble Fire Alarm - TX Line/Human Error	15	14	1
741	Sprinkler activation, no fire	2	1	1

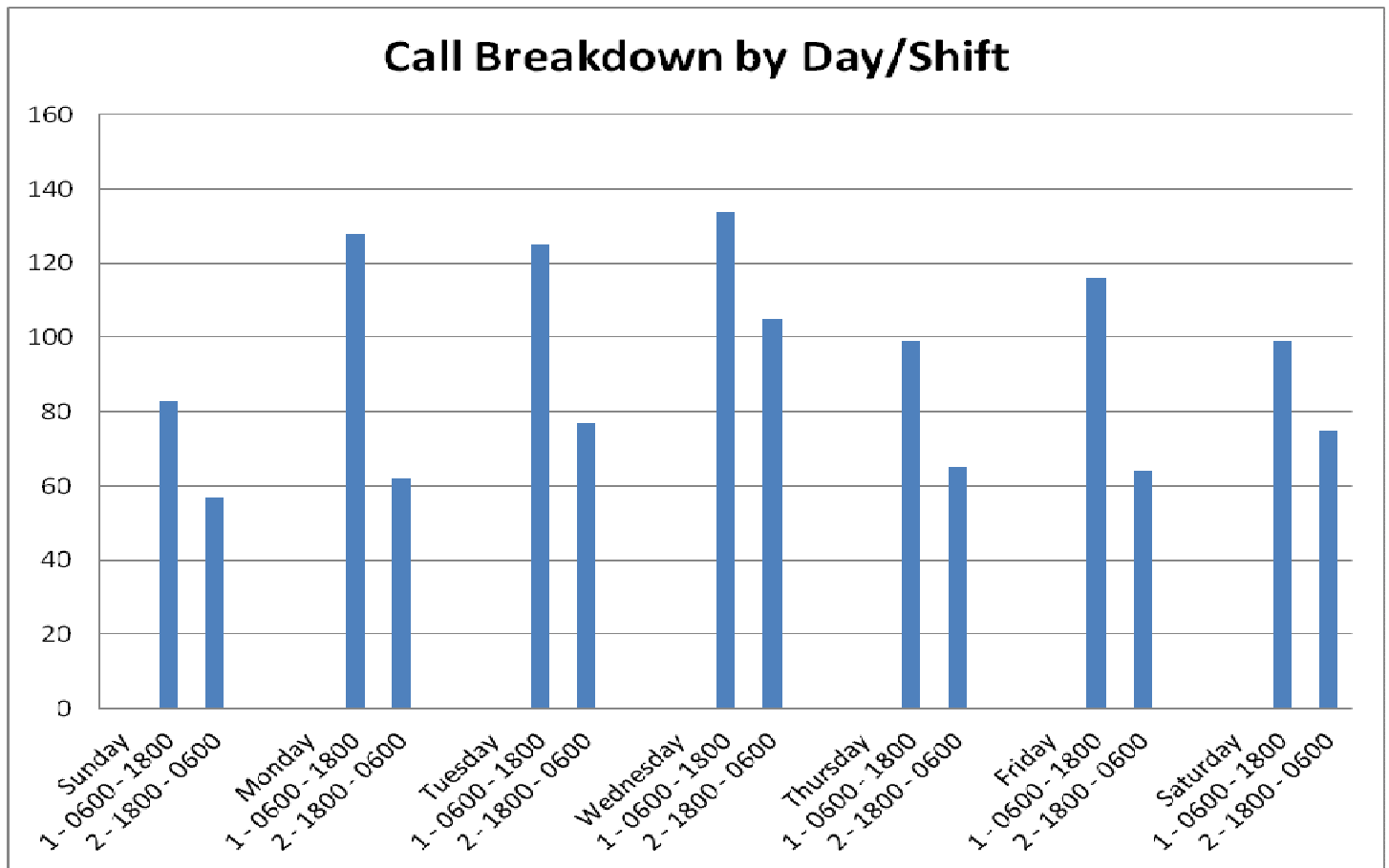
743	Smoke detector activation, no fire - unintentional	63	41	22
744	Detector activation, no fire - unintentional	3	2	1
745	Alarm system activation, no fire - unintentional	25	20	5
7451	Residential Fire Alarm - Unintentional Human Error	19	15	4
746	Carbon monoxide detector activation, no CO	4	1	3
		299		
8	Severe Weather & Natural Disaster			
800	Severe weather or natural disaster, Other	3	3	
813	Wind storm, tornado/hurricane assessment	1		1
815	Severe weather or natural disaster standby	1		1
		5		
Total Incident Count		1289		

Incidents Type between 2008 and 2011

Incident Type Period Comparisons	2008	2009	2010	2011
Incident Type				
100 Fire, Other	0	1	2	0
111 Building fire	5	3	2	2
112 Fires in structure other than in a building	1	0	0	0
113 Cooking fire, confined to container	0	0	2	0
114 Chimney or flue fire, confined to chimney or flue	0	1	0	0
118 Trash or rubbish fire, contained	0	2	1	0
130 Mobile property (vehicle) fire, Other	0	1	0	0
131 Passenger vehicle fire	0	0	0	4
140 Natural vegetation fire, Other	1	0	0	0
142 Brush or brush-and-grass mixture fire	1	0	0	0
143 Grass Fire	-	-	-	1
150 Outside rubbish fire, Other	1	2	0	0
151 Outside rubbish, trash or waste fire	1	2	2	0
154 Dumpster or other outside trash receptacle fire	0	1	0	0
160 Special outside fire, Other	1	3	1	1
162 Outside equipment fire	0	1	1	0
173 Cultivated trees or nursery stock fire	0	1	0	0
300 Rescue, EMS incident, other	2	1	0	0
311 Medical assist, assist EMS crew	4	2	0	1
321 EMS call, excluding vehicle accident with injury	352	376	370	393
322 Motor vehicle accident with injuries	30	19	21	19
323 Motor vehicle/pedestrian accident (MV Ped)	1	3	5	3
324 Motor Vehicle Accident with no injuries	9	5	10	13
350 Extrication, rescue other	0	0	1	0
353 Removal of victim(s) from stalled elevator	7	5	6	3
357 Extrication of victim(s) from machinery	0	0	0	0
400 Hazardous condition, Other	-	-	-	1
411 Gasoline or other flammable liquid spill	1	4	1	0
412 Gas leak (natural gas or LPG)	13	16	23	15
413 Oil or other combustible liquid spill	0	0	0	0

421 Chemical hazard no spill or leak)	0	0	1	0
422 Chemical spill or leak	0	1	0	2
423 Refrigeration leak	0	0	0	0
424 Carbon monoxide incident	4	5	2	2
440 Electrical wiring/equipment problem, Other	1	2	2	3
441 Heat from short circuit (wiring), defective/worn	0	0	0	0
442 Overheated motor	3	0	5	4
443 Breakdown of light ballast	0	0	0	0
444 Power line down	9	13	28	98
445 Arcing, shorted electrical equipment	6	5	25	10
500 Service Call, other	2	0	0	0
511 Lock-out	3	5	6	7
412 Ring or jewelry removal	-	-	-	1
520 Water problem, Other	11	8	2	1
521 Water evacuation	0	1	0	1
522 Water or steam leak	6	4	3	1
531 Smoke or odor removal	15	16	15	19
541 Animal problem	0	1	0	0
542 Animal rescue	0	0	1	1
550 Public service assistance, Other	1	0	0	0
551 Assist police or other governmental agency	4	2	1	3
552 Police matter	2	1	0	2
553 Public service	8	5	1	16
554 Assist invalid	23	35	36	46
555 Defective elevator, no occupants	0	2	2	2
561 Unauthorized burning	2	0	1	2
571 Cover assignment, standby, moveup	144	151	281	293
600 Good intent call, Other	0	1	0	0
611 Dispatched & cancelled en route	3	3	3	4
621 Wrong location	0	0	1	1
622 No Incident found on arrival at dispatch address	2	4	12	5
631 Authorized controlled burning	1	2	2	1
651 Smoke scare, odor of smoke	3	1	1	2
652 Steam, vapor, fog or dust thought to be smoke	1	0	3	1
661 EMS call, party transported by non-fire agency	0	0	1	1
671 HazMat release investigation w/no HazMat	0	0	0	0
700 False alarm or false call, Other	5	0	0	0
710 Malicious, mischievous false call, Other	2	0	1	0
711 Municipal alarm system, malicious false alarm	0	1	0	0
715 Local alarm system, malicious false alarm	2	0	0	0
730 System malfunction, Other	1	1	4	0
7301Trouble Fire Alarm - Due to System Malfunction	164	88	161	95
731 Sprinkler activation due to malfunction	0	0	0	0
733 Smoke detector activation due to malfunction	17	13	9	23
734 Heat detector activation due to malfunction	0	0	2	2
735 Alarm system sounded due to malfunction	15	14	19	20
7351Residential Fire Alarm - System Malfunction	11	10	10	4
736 CO detector activation due to malfunction	21	21	21	24

740 Unintentional transmission of alarm, Other	1	0	1	0
7401 Trouble Fire Alarm - TX Line/Human Error	18	8	13	15
741 Sprinkler activation, no fire - unintentional	0	2	2	2
743 Smoke detector activation, no fire - unintentional	44	47	41	63
744 Detector activation, no fire - unintentional	4	3	5	3
745 Alarm system activation, no fire - unintentional	23	12	19	25
7451 Residential Fire Alarm - Unintentional Human Error	16	28	24	19
746 Carbon monoxide detector activation, no CO	6	5	7	4
800 Severe weather or natural disaster, Other	-	-	-	3
812 Flood assessment	0	0	0	0
813 Wind storm, tornado/hurricane assessment	1	1	0	1
814 Lightning strike (no fire)	0	0	2	0
815 Severe weather or natural disaster standby	0	0	4	1
Totals	1035	971	1228	1289



Call Breakdown by Day of Week / Shift

Day / Shift	Counts	Percent %
Sunday		
1 - 0600 - 1800	83	6.43
2 - 1800 - 0600	57	4.42
Monday		
1 - 0600 - 1800	128	9.93
2 - 1800 - 0600	62	4.8
Tuesday		
1 - 0600 - 1800	125	9.69
2 - 1800 - 0600	77	5.97
Wednesday		
1 - 0600 - 1800	134	10.39
2 - 1800 - 0600	105	8.15
Thursday		
1 - 0600 - 1800	99	7.68
2 - 1800 - 0600	65	5.03
Friday		
1 - 0600 - 1800	116	8.99
2 - 1800 - 0600	64	4.95
Saturday		
1 - 0600 - 1800	99	7.68
2 - 1800 - 0600	75	5.81

Fire Suppression Call History

Totals Emergencies Fire Responses = 599

In 2011, the Clarendon Hills Fire Department responded to locations outside of the Village on mutual aid calls as follows. An Engine, Truck, Squad or other (Chief, Investigator or ISO):

Mutual Aid Given response occurred **132** times

Auto Aid Given Response occurred **204** times

We received Aid for outside of our town with equipment and manpower:

Mutual Aid Received **25** times

Auto Aid Received **175** times

**Clarendon Hills Fire Department
Incident Type Report (Summary)**

Incident Type	Count	Pct of All Incidents
---------------	-------	----------------------

1 Fire		
111 Building Fire	2	0.15%
131 Passenger vehicle fire	4	0.31%
143 Grass fire	1	0.07%
160 Outside rubbish fire, Other	1	0.07%
Total	8	0.62%

3 Rescue & Emergency Medical Service Incident		
311 Medical assist, assist EMS crew	1	0.07%
321 EMS call, excluding vehicle accident with injury	393	30.48%
322 Motor vehicle accident with injuries	19	1.47%
323 Motor vehicle/pedestrian accident (MV Ped)	3	0.23%
324 Motor Vehicle Accident with no injuries	13	1.00%
353 Removal of victim(s) from stalled elevator	3	0.23%
Total	432	33.51%

4 Hazardous Condition (No Fire)		
400 Hazardous condition, Other	1	0.07%
412 Gas leak (natural gas or LPG)	15	1.16%
422 Chemical spill or leak	2	0.15%
424 Carbon Monoxide incident	2	0.15%
440 Electrical wiring/equipment problem, Other	3	0.23%
442 Overheated motor	4	0.31%
444 Power line down	98	7.60%
445 Arcing, shorted electrical equipment	10	0.77%
Total	135	10.47%

5 Service Call		
511 Lock-out	7	0.51%
512 Ring or jewelry removal	1	0.07%
520 Water problem, Other	1	0.07%
521 Water evacuation	1	0.07%
522 Water or steam leak	1	0.07%

531 Smoke or odor removal	19	1.47%
542 Animal rescue	1	0.07%
551 Assist police or other governmental agency	3	0.23%
552 Police matter	2	0.07%
553 Public service	16	1.24%
554 Assist invalid	46	3.56%
555 Defective elevator, no occupants	2	0.15%
561 Unauthorized burning	2	0.15%
571 Cover assignment, standby, moveup	293	22.73%
Total	395	30.64%

6 Good Intent Call		
611 Dispatched & cancelled en route	4	0.31%
621 Wrong location	1	0.07%
622 No Incident found on arrival at dispatch address	5	0.38%
631 Authorized controlled burning	1	0.07%
651 Smoke scare, odor of smoke	2	0.10%
652 Steam, vapor, fog or dust thought to be smoke	1	0.07%
661 EMS call, party transported by non-fire	1	0.07%
Total	15	1.16%

7 False Alarm & False Call		
7301 Trouble Fire Alarm - Due to System Malfunction	95	7.37%
733 Smoke detector activation due to malfunction	23	1.78%
734 Heat detector activation due to malfunction	2	0.15%
735 Alarm system sounded due to malfunction	20	1.55%
7351 Residential Fire Alarm - System Malfunction	4	0.31%
736 CO detector activation due to malfunction	24	1.86%
7401 Trouble Fire Alarm - TX Line/Human Error	15	1.16%
741 Sprinkler activation, no fire	2	0.15%
743 Smoke detector activation, no fire - unintentional	63	4.88%
744 Detector activation, no fire - unintentional	3	0.23%
745 Alarm system activation, no fire - unintentional	25	1.93%
7451 Residential Fire Alarm - Unintentional Human Error	19	1.47%
746 Carbon monoxide detector activation, no CO	4	0.31%
Total	299	23.19%

8 Severe Weather & Natural Disaster		
800 Severe weather or natural disaster, Other	3	0.23%
813 wind storm, tornado/hurricane assessment	1	0.07%

815 Severe weather or natural disaster standby	1	0.07%
Total	5	0.38%

Total Incident Count	1289
-----------------------------	-------------

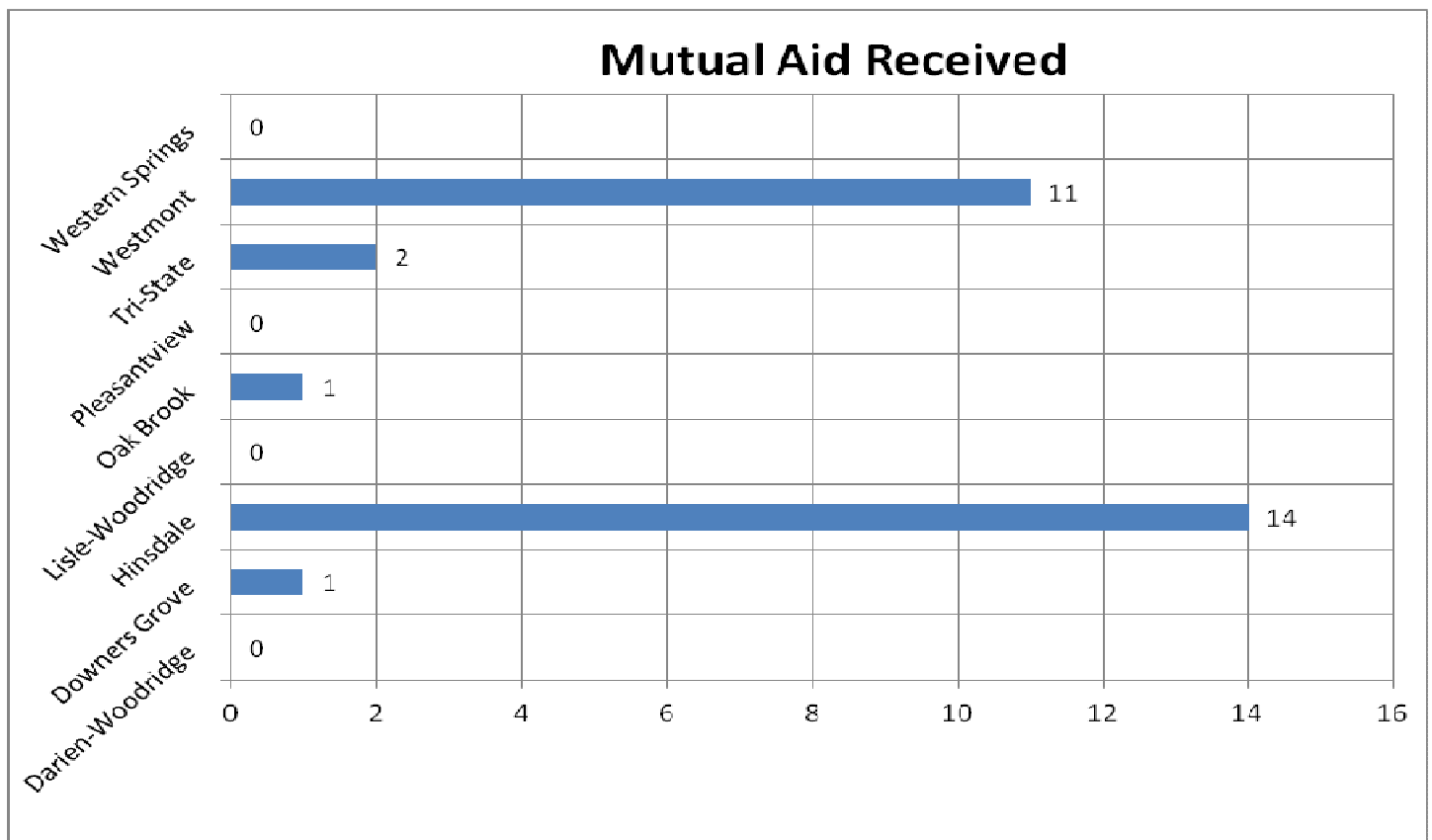
Mutual Aid "Given" Responses

	2005	2006	2007	2008	2009	2010	2011
Chief #301 Responses	12	11	9	6	6	6	5
Deputy Chief #302 Responses	2	4	9	8	7	6	4
ISO #306 Responses	n/a	n/a	6	2	4	5	3
Engine #311 Responses	22	21	18	23	70	33	21
Ambulance #314 Responses	28	16	6	17	19	17	46
Truck #319 Responses	6	84	70	74	28	12	8
Squad #316 Responses	17	3	1	23	29	12	32
Other Personal Responses	3	6	0	1	1	1	1
No Response (Cancelled)	n/a	n/a	10	9	4	8	13
Total Responses	90	145	129	163	168	100	133

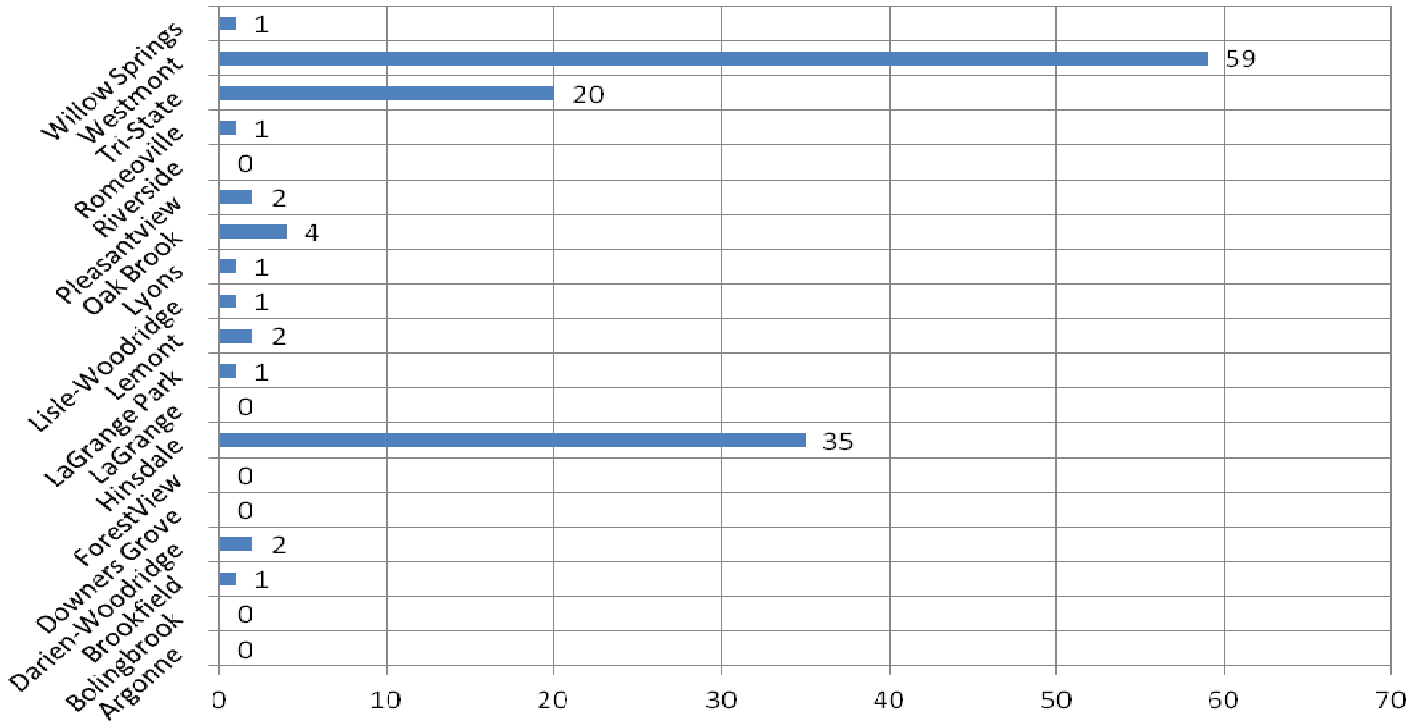
*** Some responses included multiple vehicles ***

Mutual Aid "Auto Aid" Responses

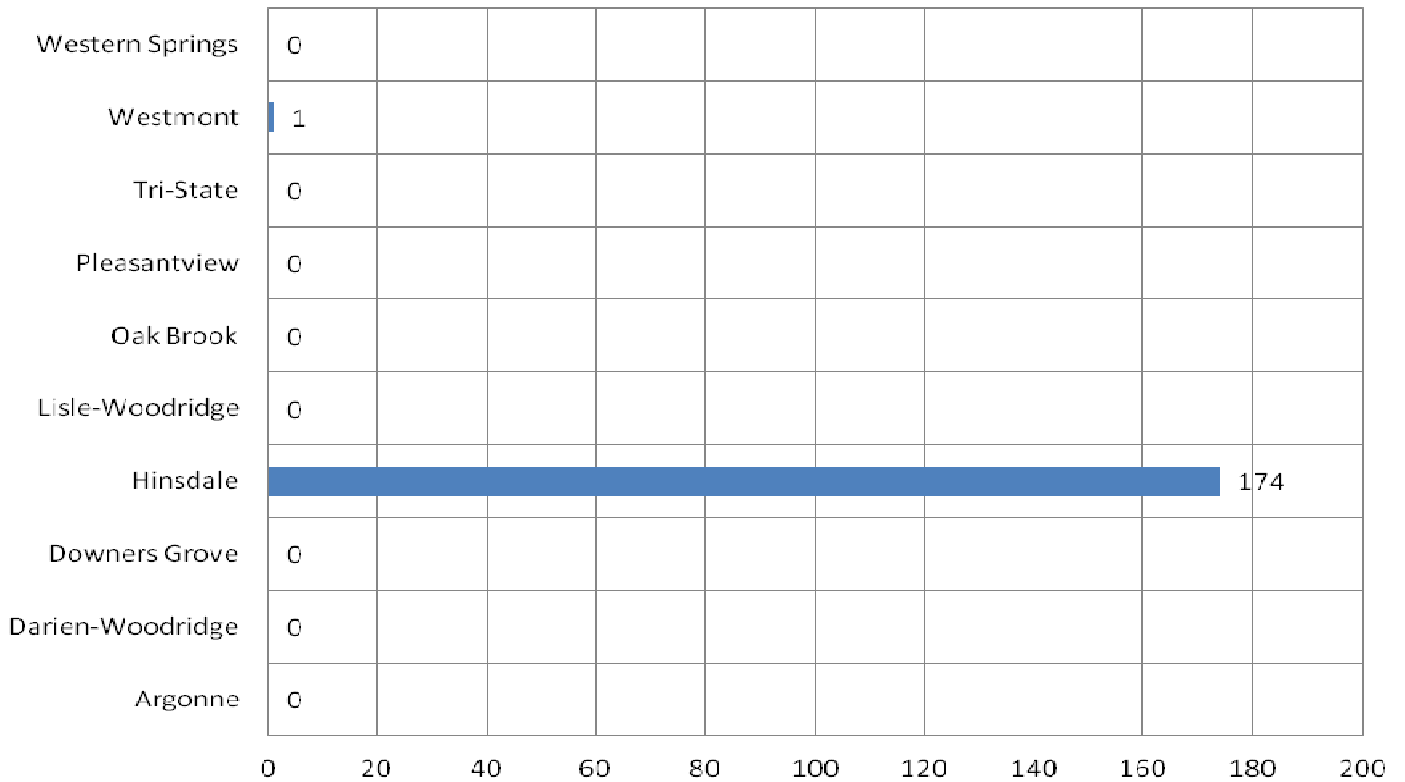
	Received	Given
Hinsdale	174	204
Westmont	1	2
Tri-state	0	0
Total Responses	175	206



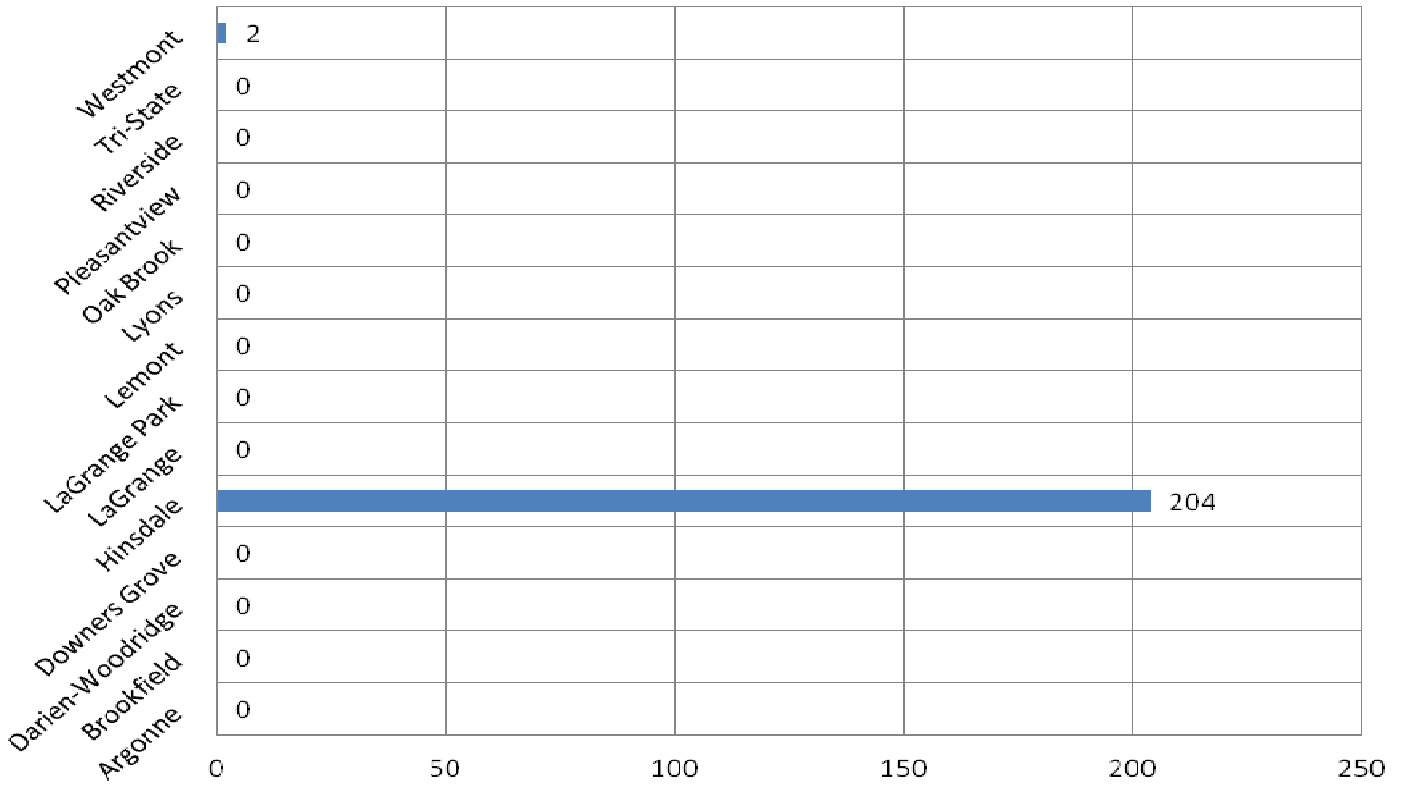
Mutual Aid Given



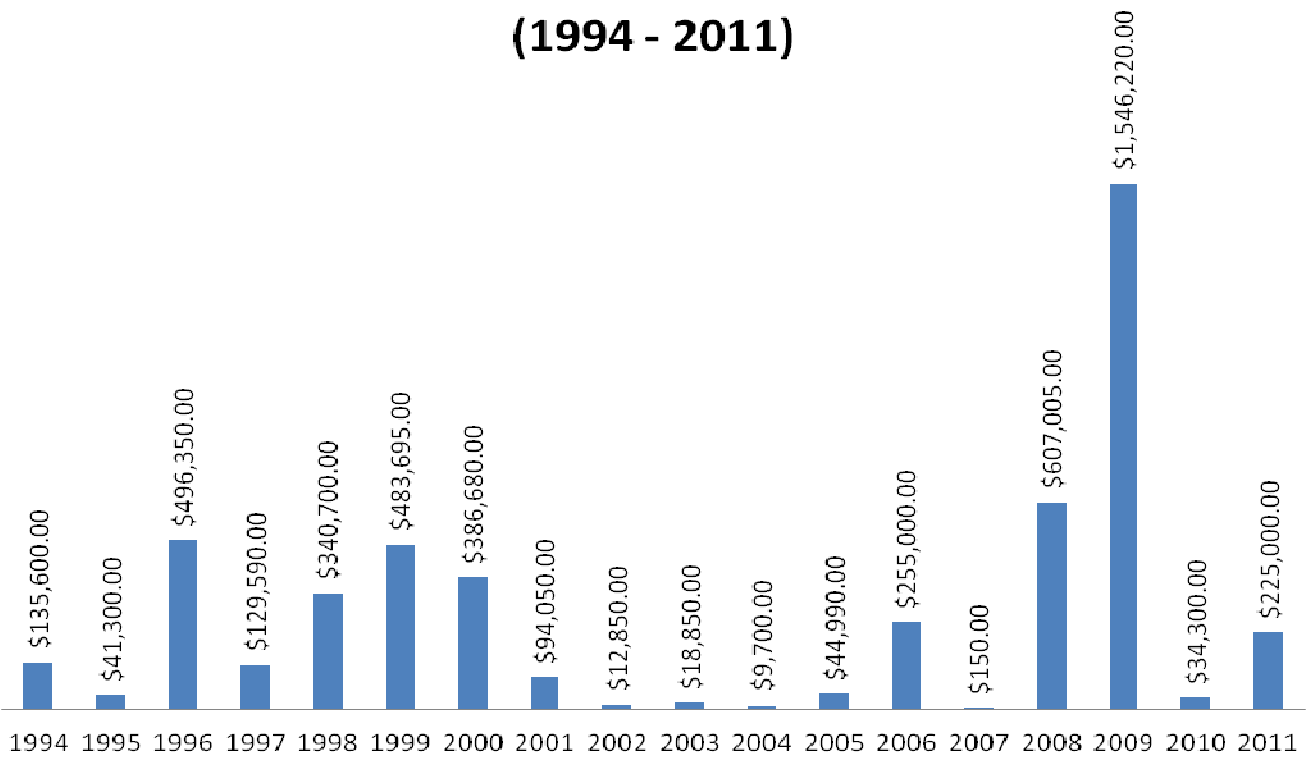
Auto Aid Received



Auto Aid Given



Total Fire Related Dollar Value Loss (1994 - 2011)



Fire Deaths in the Village of Clarendon Hills since 1978

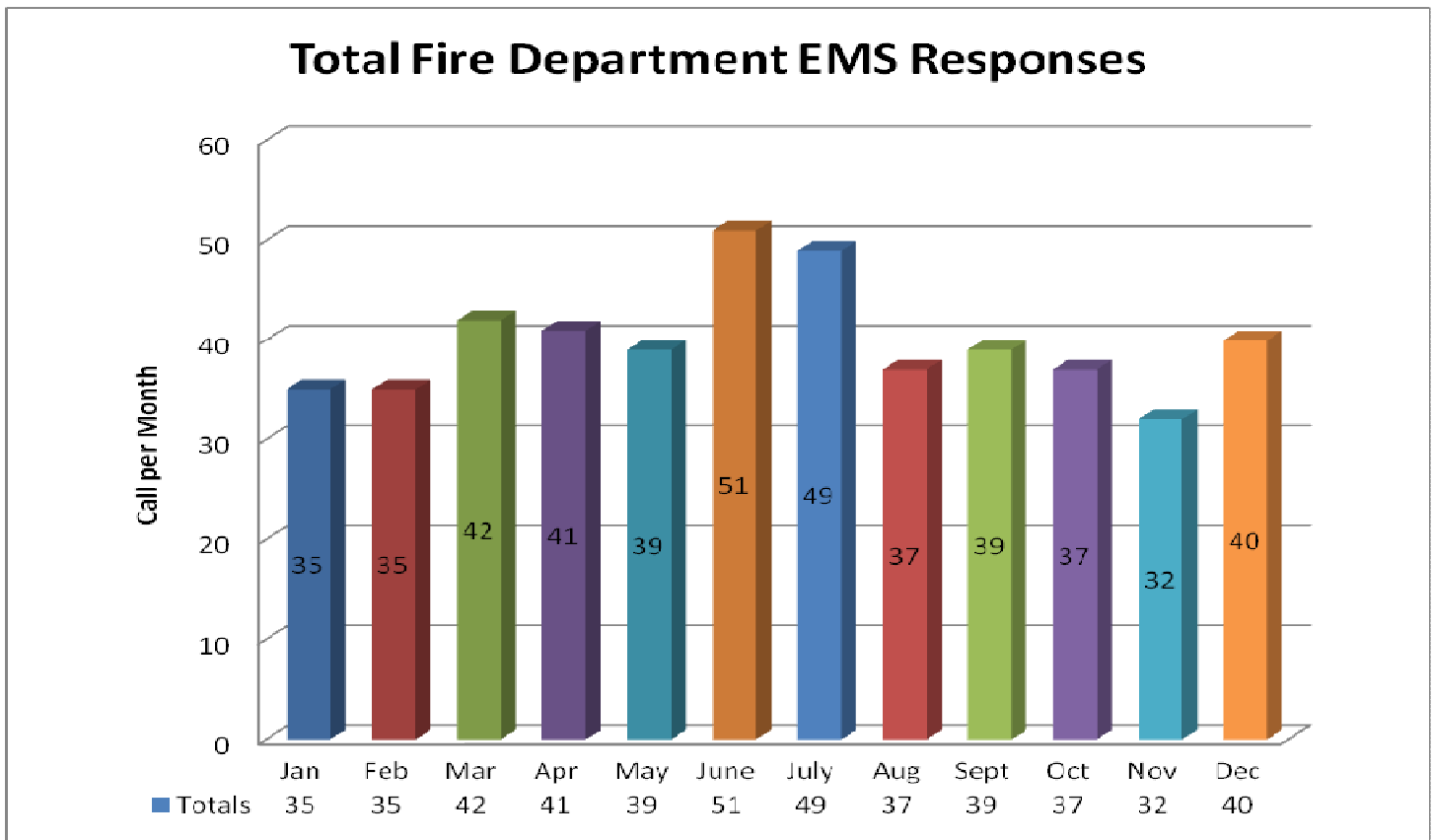
1978	Hinsdale Golf Club Dormitory	140 Chicago Ave.	One (1) Resident
1990	Single Family Home	12 Arthur Avenue	One (1) Resident
2001	Single Family Home	136 Arthur Avenue	One (1) Resident

Detailed Related Dollar Losses 2011

Date	Incident #	Address	Type of problem	Amount of Loss
January 6, 2011	11-0017	105 Mohawk Dr.	Vehicle Fire	\$3,000.00
January 9, 2011	11-0027	215 55th St.	Water Leak	\$55,000.00
February 22, 2011	11-0182	274 Holmes Ave.	Smoke Damage	\$350.00
March 19, 2011	11-0259	245 Middaugh Rd.	Fire Damage	\$150,000.00
March 20, 2011	11-0261	140 N Prospect Ave.	Outside Property	\$250.00
April 16, 2011	11-0333	334 Ridge Ave.	Sprinkler Pipe	\$20,000.00
June 24, 2011	11-0624	235 Coe Rd	Fire Damage	\$3,500.00
August 12, 2011	11-0869	46 Hickory St.	Vehicle Fire	\$2,500.00
August 16, 2011	11-0881	Route 83 Hwy @ Ogden Ave.	Vehicle Fire	\$2,500.00
September 27, 2011	11-1006	104 Woodstock Ave.	Power Line Down	\$500.00
October 17, 2011	11-1069	441 Ogden Ave.	Vehicle Fire	\$2,500.00

EMS Division

Emergency Medical Services Call History



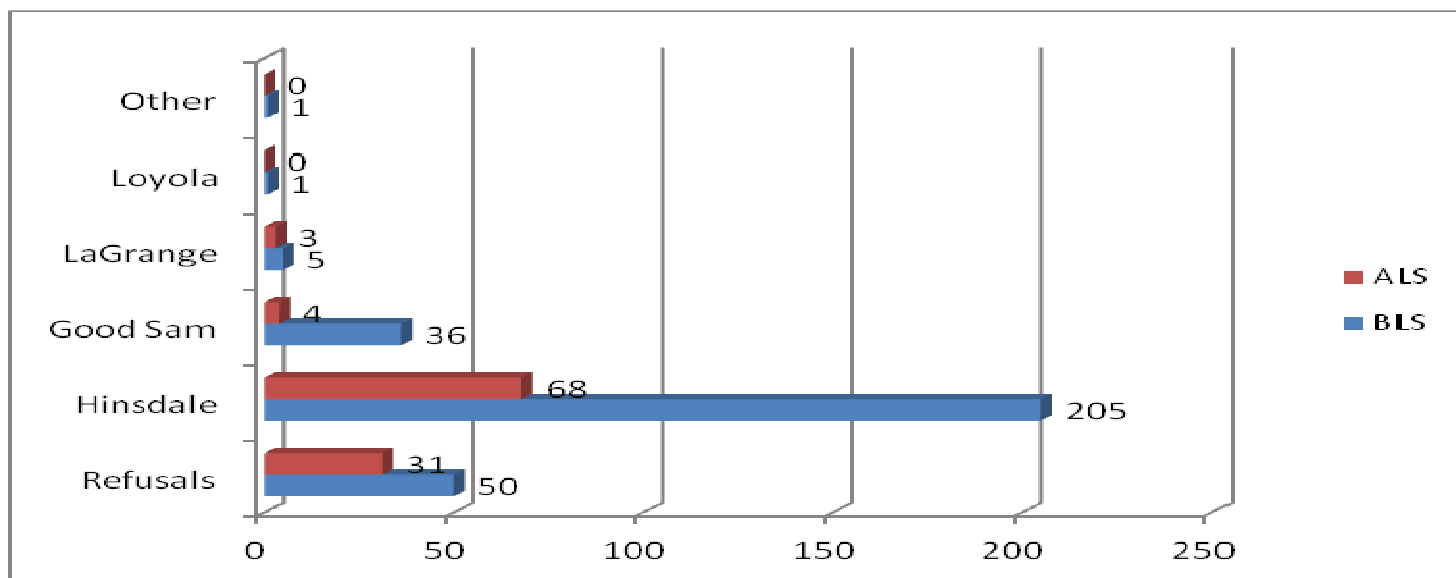
ALS / BLS Transport Breakdown

	2007		2008		2009		2010		2011	
Total Advanced Life Support (ALS)	226	49%	209	54%	193	58%	218	58%	248	61.5%
Total Basic Life Support (BLS)	120	26%	82	21%	104	31%	88	31%	75	18.5%
Non - Transport	117	25%	92	24%	92	28%	96	28%	81	20%

Non-Transports include (Invalid Assist, Refusals, No Patient, and Mutual Aid Given (No Patient))

Year	Total Advanced Life Support (ALS)	Total Basic Life Support (BLS)	Non-Transport
2005	206	135	124
2006	185	133	98
2007	226	120	117
2008	209	82	92
2009	193	104	144
2010	218	88	96
2011	248	75	81

Total Hospital Transports by Level and Hospital for 2011



The following numbers represent PCR Tablet (electronic) filed in 2010

Year	2011	Percent
None	8	2.0%
Abdominal Pain	20	5.0%
Airway Obstruction / Choking	2	0.5%
Allergic Reaction	6	1.5%
Altered LOC	11	2.7%
Behavioral/Psychiatric Disorder	18	4.5%
Bleeding	7	1.7%
Cardiac Rhythm Disturbance	4	1.0%
Cardiac / Respiratory Arrest	2	0.5%
Chest Pain	16	4.0%
Diabetic Symptoms (Hypo/Hyper)	5	1.2%
ETOH Abuse	10	2.5%
Fever	5	1.2%
Flu-Like Symptoms	9	2.2%
Headache	8	2.0%
Hypertension	2	0.5%
Hypotension	3	0.7%
Musculoskeletal Injury	37	9.2%
Nausea/Vomiting	5	1.2%
No Apparent Injury	58	14.4%
Not Applicable	14	3.5%
Not Available	6	1.5%
Not Known	1	0.2%
Obvious Death	1	0.2%

Other	17	4.2%
Other (See Narrative)	2	0.5%
Pain - Back	13	3.2%
Pain - Chest	6	1.5%
Pain - Extremity	15	3.7%
Pain - Eye	1	0.2%
Pain - Head	9	2.2%
Patient Assist	2	0.5%
Poisoning/Drug Ingestion	4	1.0%
Respiratory Arrest	1	0.2%
Respiratory Distress/Difficulty	20	5.0%
Seizure	5	1.2%
Stroke/CVA	2	0.5%
Syncope/Fainting/Dizziness	16	4.0%
Traumatic Injury	18	4.5%
Unconscious/Unresponsive	3	0.7%
Weakness	10	2.5%
Welfare Check	2	0.5%
Total	404	

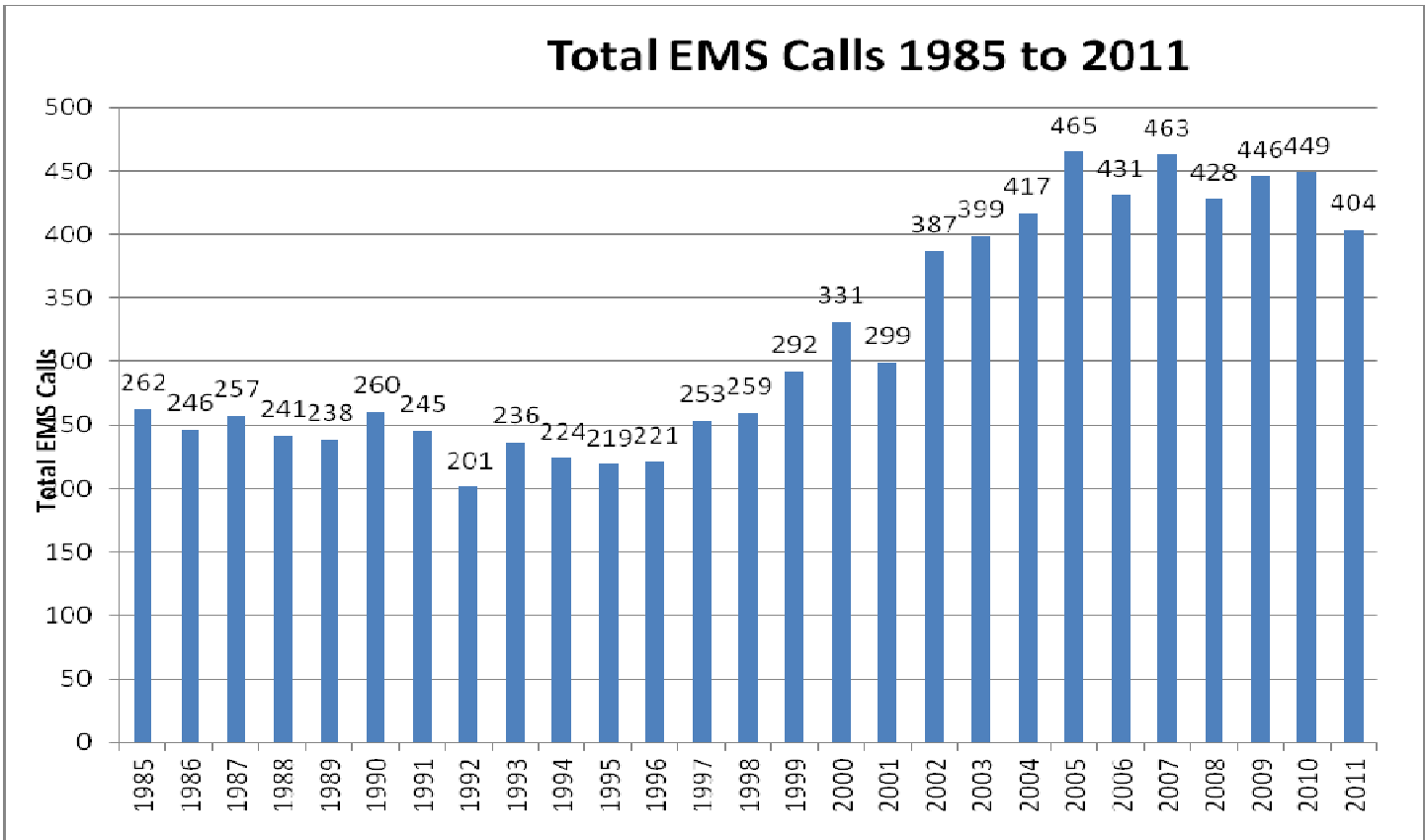
Total Ambulance Calls by Year

Year	Calls
1984	237
1985	262
1986	246
1987	257
1988	241
1989	238
1990	260

Year	Calls
1991	245
1992	201
1993	236
1994	224
1995	219
1996	221
1997	253

Year	Calls
1998	259
1999	292
2000	331
2001	299
2002	387
2003	399
2004	417

Year	Calls
2005	465
2006	431
2007	463
2008	428
2009	446
2010	449
2011	404



In 2011, Clarendon Hills Fire Department responded to locations outside of the Village for mutual aid ambulance calls **36** times and received mutual aid ambulance a total of **16** times.

EMS Division Training for 2011

The EMS Division of the Clarendon Hills Fire Department has successfully completed or obtained the following items in an attempt to further the skills of not only our members, but also the residents and those who work in our community.

CPR

The following instructors teach CPR in all levels for the department:

- Capt. Jim Jung
- Lt Jim Weil
- Lt Joe Jung
- FF/PM Dave Godek

The following people have obtained Trainer Status to certify CPR Instructors for the AHA

Lt Jim Weil
FF/PM Dave Godek

Other eligible instructors for the department are;

FF/PM Mike Korzen
FF/PM Rob Padgett

Department instructors taught CPR for the following levels

Healthcare Provider
Heartsaver AED
Friends and Family
First-Aid

EMS Division Updates

Loyola EMS Coordinators Meetings / Workshop

EMS Coordinator Dave Godek and Asst. EMS Coordinator Jim Weil attend Quarterly Coordinator Meeting as well as Yearly Workshop. The Quarterly Meeting includes Loyola Hospital Staff, Associate Hospital and All Loyola Affiliated Department.

Zoll Tablet

The State has implemented the Silver Standard, so in the next 3 – 4 months the fields will be setup on the tablet. We have also stopped using the Cisco VPN Product from the desktop and are now using Firepass to access Loyola systems. EMS Coordinator Dave Godek and Asst. EMS Coordinator Jim Weil attend bi-monthly Tablet meeting with all Loyola users of the Tablet System. By June 2011 all Loyola System Providers will be on the Tablet.

12-LEAD EKG Transmission

We continue to transmit 12-LEAD EKG output directly to the hospital to expedite STEMI Patients to get faster treatment for Cardiac issues. By doing this we have expedited the time from door to Cardiac Catheter Lab. (STEMI = ST segment elevation myocardial infarction), also in a STEMI, the coronary artery is completely blocked off by the blood clot, and as a result virtually all the heart muscle being supplied by the affected artery starts to die.)

Staff Training

In 2011 (7) members have completed their Loyola In-Service Testing.

EMS Recertification Classes

All of the departments Paramedics and EMT have continued the mandatory number of Continuing Educations hours to be Re-Licensed. In 2011, 4 members re-certified to their current level.

CPR/AED Training and Instruction & Maintenance

In February, EMS Coordinator Dave Godek coordinated the annual servicing of all Village Owned AED's (18) along with AED's owned by local businesses and organizations in the village. We contract with a private contractor who comes out to us and checks each AED for proper operation and re-certifies it for another 1 year period.

All school in District 181 have AED's in place and the teacher's and other staff are trained in use of them are also CPR trained.

In 2011 Clarendon Hills CPR/AED Instructors trained and certified 218 people in CPR/AED use. CPR classes are provided free to residents, businesses and employees of village businesses. Here is the breakdown of classes (4) First-Aid, (9) Heartsaver AED, (32) Healthcare Provider and (5) Friends and Family.

In 2010 we taught approx. 200 students at CHMS in the 8th grade Health education classes.

2011 EMS Training Summary Report

The following drills (EMS Monthly Drills) are those, which were counted as standard evening training sessions.

Month	Topic
January	Blood Disorders
February	Common Drugs and Uses
March	Bariatric and Social Services
April	Trauma / Burn Update
May	Loyola EMS System Policy Review
June	In-House Skills
July	Critical Airways
August	Air Medical Transports
September	Domestic Violence
October	Stroke Updates
November	Documentation Review
December	CPR Renewal / In-House Skills

Public Services/Education
Fire Prevention Division

In 2011, Twenty four (24) fire station tours and eight (8) Fire/Life Safety Talks to Boy / Girl Scout, Cub and Brownie Troops were conducted.

During Fire Prevention Week, the Fire Prevention Division made visits to Prospect, Walker, Notre Dame and Clarendon Hills Middle schools. During these visits fire prevention education was presented to each student. The fire prevention education sessions were also conducted at the Clarendon Hills Park District, pre-schools in the village as well as day care centers. Contact was made with 1,500 elementary, pre-school students

The Annual Fire Department Fire Prevention Week Open House was held on Saturday, October 2, 2011. This event was attended by more than 1,400 adults and children.

During 2011 Clarendon Hills Fire Prevention Officer David Godek conducted the following inspectional duties:

Annual Fire and Life Safety Inspections	109
Fire and Life Safety follow up re-inspections	2
Final Occupancy Inspections	13
New Fire Alarm System Inspections	4
Voluntary Single Family Sprinkler System Tests	5

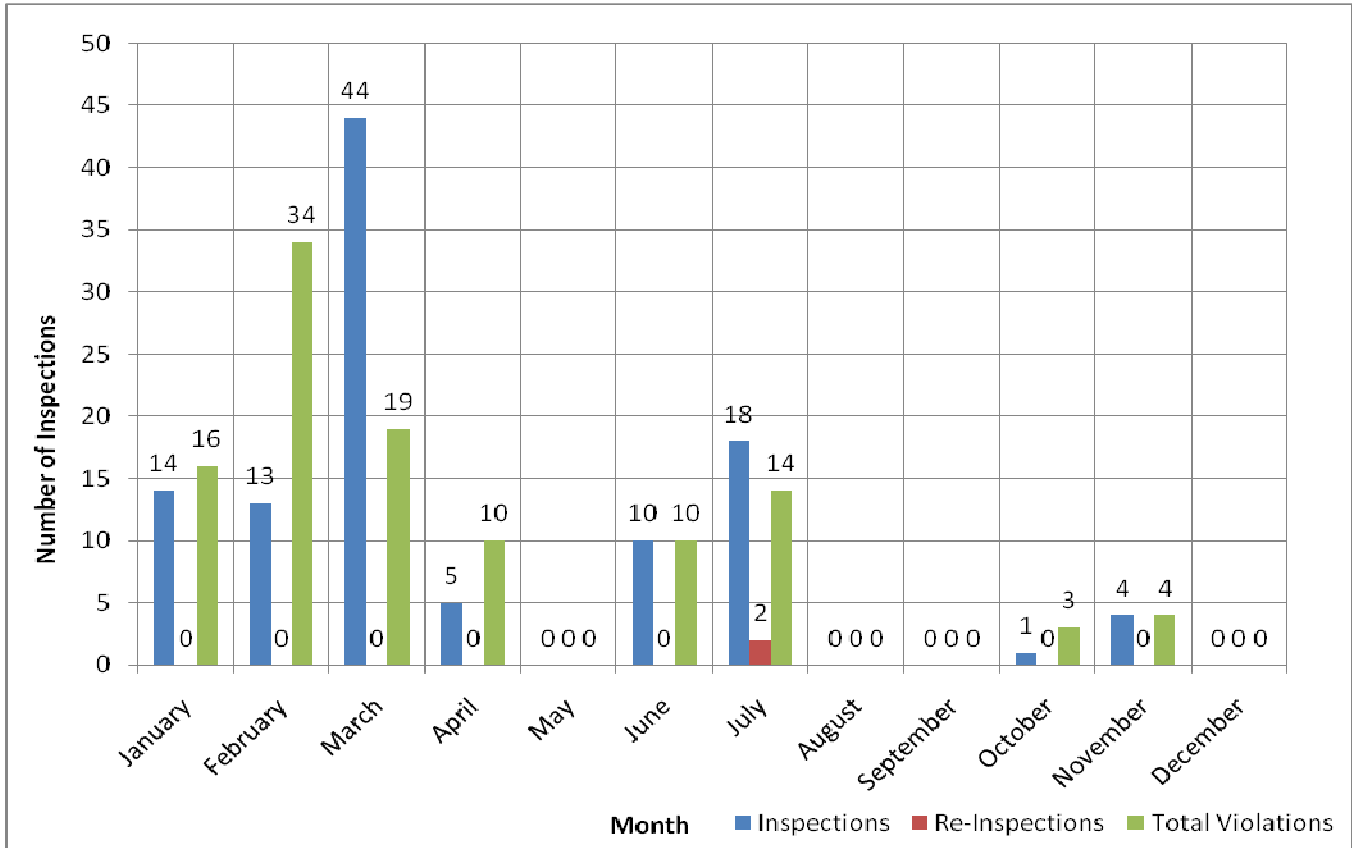
Total Inspections conducted by the Fire Prevention Staff

Month	Inspection Completed	Re-Inspections	Total Violations
January	14	0	16
February	13	0	34
March	44	0	19
April	5	0	10
May	0	0	0
June	10	0	10
July	18	2	14
August	0	0	0
September	0	0	0
October	1	0	3
November	4	0	4
December	0	0	0
	109	2	110

Fire Inspection Violations 2011

Violation Found	2005	2006	2007	2008	2009	2010	2011
Automatic sprinkler controls blocked	1	0	1	0	0	-	
Automatic sprinkler needs to be inspected	-	-	-	-	1	1	
Automatic sprinkler system requires maintenance	2	1	0	1	1	-	1
Boiler certification expired or missing	5	1	3	4	3	9	2
Building key(s) require updating	4	2	3	18	0	-	
Ceiling requires repairs	14	7	4	2	2	2	4
Combustibles are stored too close to heat source(s)	9	1	2	0	8	5	2
Electric plug, switch or breaker replaced	-	-	-	-	1	-	
Electrical components require repair or replacement	17	19	6	5	1	-	2
Electrical panels must be kept closed	5	4	5	6	2	9	11
Emergency light(s) needed or unit(s) require repair/replacement	14	19	15	12	29	34	40
Exit door(s) require repair/replacement	2	0	1	0	0	-	
Exit door(s) shall not be key lockable from the inside	0	1	0	0	0	-	-
Exit sign(s) must be working when premises are occupied	42	48	32	28	23	26	34
Exits and pathways to exits must be clear and unobstructed	9	4	3	4	0	-	3
Extension cords overused or misused	5	2	4	0	0	-	
FDC/Sprinkler/Standpipe blocked or not accessible	5	3	0	0	0	-	-
Fire alarm control panel not accessible	3	4	5	0	0	-	
Fire alarm device requires repair	3	5	2	3	4	17	6
Fire door closing device(s) require adjusting or repair	2	2	1	0	0	-	
Fire doors must not be wedged open or obstructed	5	0	2	1	3	1	2
Fire extinguisher(s) are due or past due for annual certification	19	11	8	44	5	13	3
Fire extinguisher(s) are not accessible or properly mounted	2	2	1	3	7	-	
Fire extinguisher(s) are of improper type or quantity	0	0	0	0	0	-	
Fire extinguisher(s) are/is discharged and needs repair	2	5	2	1	0	17	16
Fire suppression system (kitchen) needs repair or service	0	0	0	1	2	1	
Fire suppression system (kitchen) overdue for certification	0	0	1	0	0	-	
Flammable liquids must be kept in an approved metal cabinet	8	1	3	4	2	1	1
Gas Cylinder not chained or secured	-	-	-	-	4	3	5
Heat detector(s) not working	0	0	0	0	2	3	1
Heating system needs to be cleaned or serviced	0	0	1	4	0	-	
Keep a 12" clearance between ceiling and storage	0	1	2	2	1	2	
Keep an 18" clearance from sprinkler heads	2	1	2	0	1	-	1
Knox box required by Village Ordinance	2	2	3	0	0	-	
Occupancy limit sign(s) must be posted and enforced	1	2	1	1	0	-	
Oily or dirty rags must be kept in closed metal container	6	3	1	5	0	-	
Remove excessive combustible items	-	-	-	-	3	-	3
MSDS sheets not posted	-	-	-	-	-	-	2
Sign(s) prohibiting smoking must be posted & enforced	1	2	5	3	0	-	
Smoke detector(s) not working	1	3	2	3	0	-	
Sprinkler/Standpipe flow switch not supervised	0	0	0	0	0	-	
Storage must be kept neat and orderly	9	8	4	0	1	-	
Utility shut off not accessible for emergency access	4	3	5	0	4	3	11
Wall(s) require(s) repair	8	5	3	0	0	-	
Totals Violations per Year	212	172	133	155	110	147	150

Total Inspections, Re-Inspections and Violations by Month for 2011



DESCRIPTION OF TRAINING & HIGHLIGHTS FOR 2011

- The Clarendon Hills Fire Department conducts fire training every first, third and fourth Wednesday evening of each month. The Topics covered on these evenings consist of basic, advanced, technical and regulatory training required by State or Federal entities. Classes and practical sessions are conducted during training. In addition to regular department training the department conducts or takes part of many specifically scheduled outside training dates which may be conducted by our instructors or an outside instructor/agency at different locations. These certification classes again can cover basic skills, technical skills, advanced training or regulatory training. All firefighters had to complete at least 12 hours of Regulator training using our TargetSafety Web Training Site during 2011.
- All new firefighters must be certified in Fire Fighter II, Hazardous Materials, NIMS, Technical Rescue, Vehicle Safety, Courage to be Safe, Fire Service Vehicle Operator and an EMT in his/her first couple years of service. Once this certification is achieved then annual refresher training is given on these subject areas.
- The State of Illinois has re-written the objectives of the firefighter certification program. Firefighter II & III has been replaced with Basic & Advanced firefighter certification. To keep up to today's standards the objectives were re-written and additional certifications are required such as Courage to be Safe, Fire Service Vehicle operator, NIMS and Vehicle and Machinery Operations. Eighteen firefighters completed the Basic Certification and were awarded certificates. Hinsdale and the Clarendon Hills Fire Department will be working together in the future to offer the above certifications programs to advance our firefighters to better their certifications of Basic and Advanced Firefighter.
- In 2011 the Clarendon Hills Fire Department received a grant for two individuals to participate in the Incident Command Blue Card Certification program. This certification program was conducted all on the internet with 50 hours required to complete. This training program included both classroom and interactive practical evolutions. Deputy Chief Krupp and Captain Rediehs both completed this training.
- In 2010 the village of Clarendon Hills and Hinsdale have agreed to expand our working relationship by sharing services. In 2011 the Clarendon Hills and Hinsdale Fire Departments continued to expand on the sharing services program by completing mutual training drills. Many of the live training drills were done in union. Both departments continue to work together in meeting procedure and training goals.
- In 2011 the Clarendon Hills Fire Department received donations of quite a few homes in the community to use for live training. Using a local home is an excellent opportunity for our firefighters to practice our trained skills. All new recruits must attend live fire training before being approved to enter a hazardous atmosphere. During 2011 Hinsdale was able to secure a home to use for actual Live Fire Training. This training gave our firefighter some excellent training. The Chicago Fire Department also opened its doors to us this year so that we could train in their live fire training academy.
- Northern Illinois Corp (NICOR) once again this year invited our firefighters to come out to their Troy Grove Facility for Live Natural Gas Training.

- MABAS Division Ten Training officers provide monthly training/topics which are provided for anyone to attend at the Westmont Fire Dept.
- In 2009 the Clarendon Hills Fire Department introduced updated policies and procedures which included a new Health and Wellness policy. The fire department also adopted a new ability course which will be used to test our firefighters annually. The ability course will be used to test all new recruits as well. There are of course many benefits of this policy to keep our firefighters fit and an expanded program for firefighter fitness and wellness.
- Since 9-11 the Federal government has now established required National Incident Management System training that must be provided for every firefighter, village employee or elected official. This training is mandated by the government. The amount of training that each village employee must have depends on his/her rank and position in the village. If Clarendon Hills wants to receive financial aid from the government in the event of a disaster or grant then we must prove that our employees are updated in their training and we are compliant. In 2011 the entire village complete training up to NIMS 704. The Fire Department/Village is 100% in Compliance.
- The Clarendon Hills Fire Department takes driving its vehicles very seriously. There is a lot of responsibility when driving the fire apparatus. The second leading cause of firefighter death every year is from driving incidents. Driver operators must have basic certified firefighter training and then take part of at least 30 hours of initial driver training to be a certified driver operator. Firefighters must also comply with state regulations and complete annual evaluations. Additional training certifications such as Fire Service Vehicle Operator and Fire Apparatus Engineer certifications are offered as well.
- The Clarendon Hills Fire Department Open House held in October during fire prevention week is a main event to educate the local residents and let the residents see firsthand the station, equipment, firefighter skills and ask any questions they may have about their fire department.
- The Clarendon Hills Fire Department is a National Child Passenger Safety Program fitting station to conduct child passenger seat checks. Car seat inspections are available by appointment only to the residents of Clarendon Hills.
- This description only highlights a part of firefighter training conducted at the Clarendon Hills Fire Department in 2011. It is the Clarendon Hills Fire Department's goal to keep all firefighters updated on their knowledge/skills and to always keep them safe while assisting the residents of Clarendon Hills during an emergency.

REGULAR DEPARTMENT EVENING TRAINING

DATE	TYPE	SUBJECT
01/05/11	Regular	General Study- Basics Exam
01/19/11	Regular	General Topics-Review Exam/Tools & Equip
01/26/11	Regular	SCBA
02/02/11	Regular	Storm Detail- Blizzard-Hydrants
02/16/11	Regular	NICOR Gas Training
02/26/11	Regular	Winter Training
03/02/11	Regular	Advanced Ventilation
03/16/11	Regular	SCBA / Ladders / Pump - Hydrants
03/23/11	Regular	Building Construction
04/06/11	Regular	Village Meeting MGR-TSAC-Tools & Equip
04/20/11	Regular	Advanced Auto Extrication
04/27/11	Regular	Advanced Auto Extrication - Practical's
05/04/11	Regular	Strategy & Tactics – Reading Smoke
05/16/11	Regular	Live House Training –MA Glendale Hinsdale S & R
05/17/11	Regular	Live Training Glendale – Sprinkler-Sup-Vent S&R
05/17/11	Regular	Live House Training – Mutual aid-Sup-Vent-S&R
05/21/11	Regular	Live House Training Glendale- Mutual aid Training
05/25/11	Regular	Reading Smoke Practical's – Live training critique
06/07/11	Regular	Summer Practical's – Pump Relays
06/21/11	Regular	Cyanide awareness – MABAS Train-West
06/28/11	Regular	FAE Basics Training
07/05/11	Regular	Summer Practical's Multi-Line Pumping
07/19/11	Regular	Pre-Plans
07/26/11	Regular	Multi-Line Pump Ops Summer Practical's
08/02/11	Regular	Evac & Foam Ops MABAS Train-West
08/16/11	Regular	Hose Evolutions
08/23/11	Regular	Vehicle Maintenance
09/07/11	Regular	Foam Operations
09/21/11	Regular	SCBA
09/28/11	Regular	Pre-Plans Infinity Building
10/05/11	Regular	Live House Training-Woodstock Vent-Tools
10/19/11	Regular	Ladders
10/26/11	Regular	NFPA #1410 Evolutions
11/02/11	Regular	Live House Training-Norfolk-Response drill Smoke/rescue
11/16/11	Regular	Green Building Construction-Pre-plan Eastern
12/07/11	Regular	Live House Gilbert-Advance SCBA Training
12/21/11	Regular	Division Ten Policies
12/28/11	Regular	End Year Strategy and Tactics

38 Department Training Drills (Includes Multiple dates for Live Training)

DEPARTMENT SCHEDULED OUTSIDE TRAINING

DATE	TYPE	SUBJECT
Monthly	Outside	MABAS Div Ten Training/ ISO-SSO Training
Monthly	Outside	MABAS Ten Chiefs
Monthly	Outside	MABAS Ten Haz-Mat Training
Monthly	Outside	MABAS Ten Investigator's
Monthly/Qtr	Outside	Department Training and Safety Committee TSAC
Monthly	Outside	MABAS Division Ten Monthly Training
Quarterly	Outside	Village Quarterly Safety Meetings/IRMA
Annual	Outside	Driver Training and Evaluations
2/12/2011	Outside	Mutual Aid Training - Westmont
2/24/2011	Outside	NIMS ICS 100/200
4/9/2011	Outside	Consumption
4/9/2011	Outside	Power Saws - Axes
4/22/2011	Outside	Child Passenger Practical Exam
4/25/2011	Outside	Live Fire Training –Chicago Fire Academy
5/18/2011	Outside	Live Gas training – NICOR –Troy Grove
5/26/2011	Outside	Emergency Mgt-DuPage
7/14/2011	Outside	Hearing Conservation
9/1/2011	Outside	Incident Command Blue Card Training -50hrs
9/15/2011	Outside	Pre-plans – Hinsdale Hospital
9/22/2011	Outside	Emergency Mgt CEMP Training
10/1/2011	Outside	Fire Prevention Open House
10/8/2011	Outside	Hinsdale Fire Prevention House
11/18/2011	Outside	MABAS ATV Practical Training
11/22/2011	Outside	Downers Grove SCBA Training
12/10/2011	Outside	New Candidates CHFD CPAT Physical Ability
12/26/2011	Outside	Mutual-Aid Training Hinsdale Search - HMS
12/28/2011	Outside	Mutual-Aid Training Hinsdale Search - HMS

27 Outside Training Drills

DEPARTMENT TRAINING HIGHLIGHTS

- Live House Training
- Mutual Aid Training
- Chicago Fire Academy Training
- NICOR Natural Gas Training
- Incident Command Bluecard Training
- Village Wide NIMS Training – 701 thru 704 Certification
- Driver Training Class/Practical's Truck #319 & Annual Evaluations
- 38 Department Wide Evening Training Drills
- Outside Regular Department Training
- 12 Monthly Regulatory Training Topics – Target Safety
- Fire Prevention Open House in Clarendon Hills & Hinsdale
- Health & Wellness
- Courage To Be Safe Certification Program

2011 DEPARTMENT REGULATORY TRAINING

January-11	NFPA 1500 Right To Know
February-11	Alcohol-Free Workplace
March-11	NFPA 1021 Firefighter Safety/Health
April-11	Driver Operator
May-11	NFPA 1500 Haz-Mat
June-11	NFPA 1001 SCBA
July-11	Hearing Conservation
August-11	NFPA 1021 Incident Response Safety
September-11	Drug Free Workplace
October-11	Building Evac and Emergencies
November-11	NFPA 1500 Confined Space
December-11	Sexual Harassment Awareness

CERTIFICATIONS 2011

New Basic Firefighter Certification	Krupp, Bonser, Jim Jung, Rediehs, Weil, Joe Jung, Denlinger, Laffey, Briones, Goodman, Hoffman, Laurinaitis, Maxwell, McElroy, O'Malley, Swain, VanZandt, Vexter
Firefighter II	Tappenden
Haz-Mat Ops Certification	Mark
Haz-Mat Tech A & B	Griffin
Fire Apparatus Engineer Cert	Fennell, Laurinaitis
Instructor I	Godek
Instructor II	Goodman
Fire Officer I	Godek
Fire Officer II	Korzen
Investigator	Goodman, McElroy
NIMS 701	All Department Members
NIMS 702 - 704	Leahy, Krupp, Bonser, Sobottke, Rediehs, Jim Jung
Incident Command (Blue Card)	Krupp, Rediehs