

# CLARENDON HILLS



## FIRE DEPARTMENT



# 2012 ANNUAL REPORT

---

2012 was a very busy and challenging year for the Clarendon Hills Fire Department. Along with responding to Fire, EMS and Rescue emergencies, the Fire Department performed many other functions for the citizens of Clarendon Hills. We continue to staff 3 people per shift 7 days a week.

The members of the Clarendon Hills Fire Department are all dedicated and highly skilled professionals who provide service in the areas of Fire suppression, Emergency Medical Services, Rescue Services, Fire Prevention, Public Education and CPR.

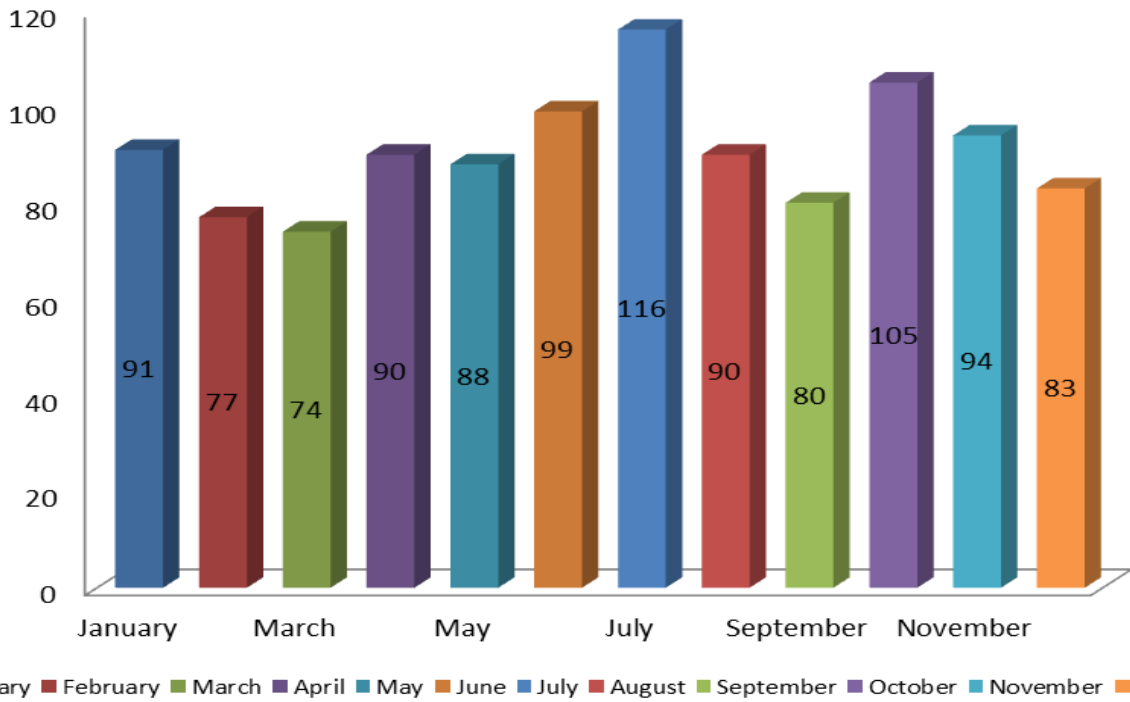
The Clarendon Hills Fire Department responded to 1087 calls for emergency service in 2012. This total includes requests for both Fire and EMS service as well as activated fire alarms. The daily call average for 2012 was 3.05 calls per day. This is a 2% decrease in emergency calls as compared to the number of emergency calls in 2011.

Fire/Rescue call response emergencies were 519 (47.8%); Ambulance call response emergencies were 475 (43.75%) and Trouble Alarm investigations were 93 (8.45%).

In 2012 there were no firefighters injured during an emergency call. There was (0) civilian injuries and (0) deaths as a result of a fire.

The following graphs and other statistics listed in this document provide a breakdown of all services provided to the public by the Clarendon Hills Fire Department in 2012.

## Total Calls for 2012



## Total Calls by Year 1985 to 2012

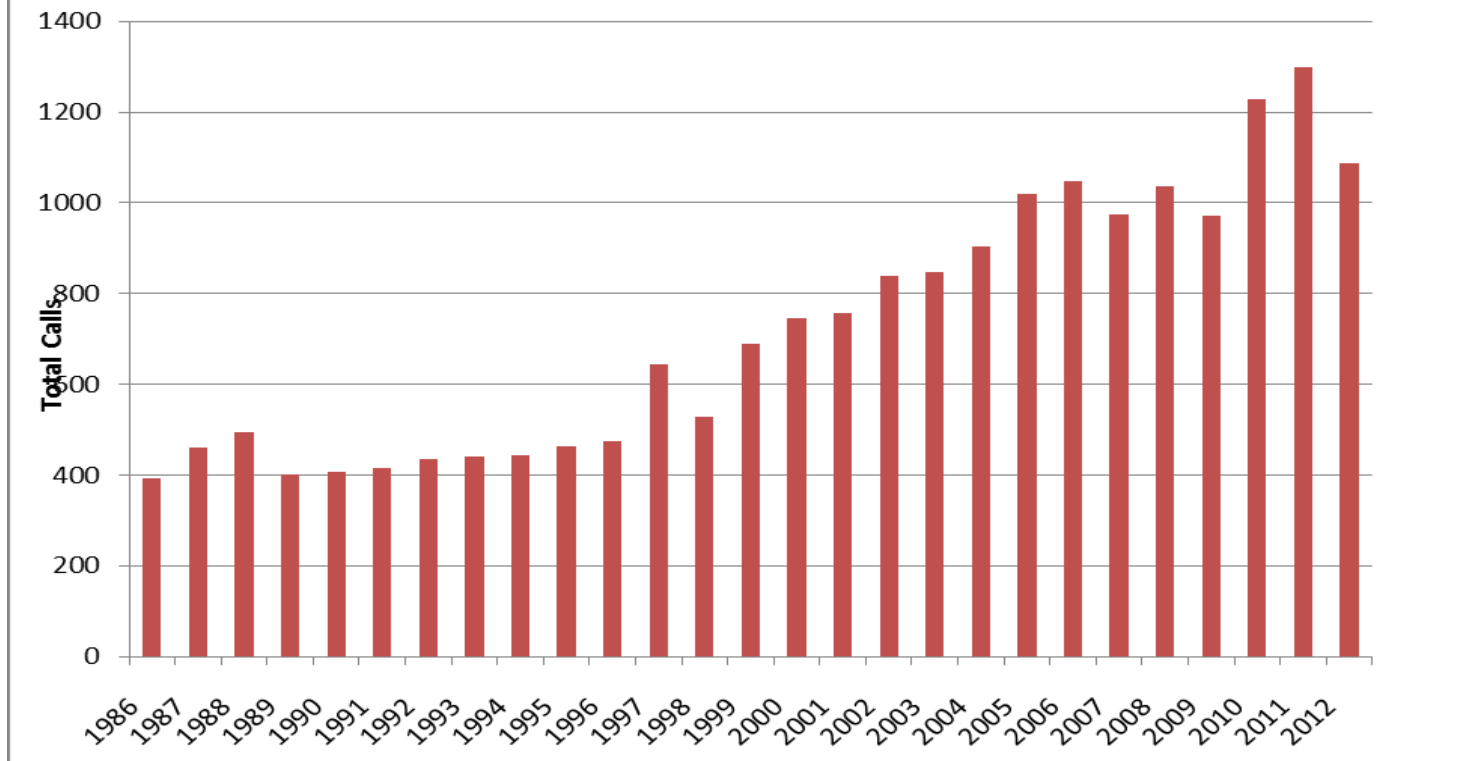
| Year | Calls |
|------|-------|
| 1985 | 492   |
| 1986 | 393   |
| 1987 | 460   |
| 1988 | 494   |
| 1989 | 400   |
| 1990 | 407   |
| 1991 | 414   |

| Year | Calls |
|------|-------|
| 1992 | 434   |
| 1993 | 440   |
| 1994 | 442   |
| 1995 | 463   |
| 1996 | 474   |
| 1997 | 644   |
| 1998 | 528   |

| Year | Calls |
|------|-------|
| 1999 | 688   |
| 2000 | 746   |
| 2001 | 758   |
| 2002 | 838   |
| 2003 | 846   |
| 2004 | 905   |
| 2005 | 1018  |

| Year | Calls |
|------|-------|
| 2006 | 1049  |
| 2007 | 974   |
| 2008 | 1035  |
| 2009 | 971   |
| 2010 | 1228  |
| 2011 | 1298  |
| 2012 | 1087  |

## Total Emergency Responses from 1986 to 2012



### Department Activity and Call Breakdown (2012)

| Incident Type Code | Category   | Total Count | Shift 1<br>6:00 -<br>18:00 | Shift 2<br>18:00 -<br>6:00 |
|--------------------|--|-------------|----------------------------|----------------------------|
| <b>1</b>           | <b>Fire</b>  |             |                            |                            |
| 111                | Building Fire  | 1           |                            | 1                          |
| 113                | Cooking fire, confined to container                    | 1           | 1                          |                            |
| 114                | Chimney or flue fire, confined to chimney              | 1           |                            | 1                          |
| 118                | Trash or rubbish fire, contained                       | 1           | 1                          |                            |
| 131                | Passenger vehicle fire                                 | 1           |                            | 1                          |
| 142                | Brush or brush-and grass mixture fire                  | 1           | 1                          |                            |
| 143                | Grass fire   | 1           |                            | 1                          |
| 150                | Outside rubbish fire, Other                            | 1           |                            | 1                          |
| 151                | Outside rubbish, trash or waste fire                   | 1           |                            | 1                          |
| 154                | Dumpster or other outside trash receptacle             | 1           |                            | 1                          |
| 160                | Special outside fire, Other                            | 1           | 1                          |                            |
| 162                | Outside equipment fire                                 | 1           | 1                          |                            |
|                    |  | <b>12</b>   | <b>0.74%</b>               | <b>1.67%</b>               |
| <b>3</b>           | <b>Rescue &amp; Emergency Medical Service Incident</b> |             |                            |                            |
| 321                | EMS call, excluding vehicle accident w/injury          | 427         | 260                        | 167                        |
| 322                | Motor vehicle accident w/injury                        | 20          | 16                         | 4                          |
| 323                | Motor vehicle/pedestrian accident (MV Ped)             | 3           | 1                          | 2                          |

|          |  |            |               |               |
|----------|--|------------|---------------|---------------|
| 324      | Motor vehicle accident with no injuries          | 10         | 10            |               |
| 353      | Removal of victim(s) from stalled elevator       | 1          | 1             |               |
|          |  | <b>461</b> | <b>43.04%</b> | <b>41.38%</b> |
|          |  |            |               |               |
|          |  |            |               |               |
| <b>4</b> | <b>Hazardous Condition (No Fire)</b>             |            |               |               |
| 410      | Combustible/flammable gas/liquid condition       | 1          | 1             |               |
| 411      | Gasoline or other flammable liquid spill         | 2          | 2             |               |
| 412      | Gas leak (natural gas or LPG)                    | 21         | 13            | 8             |
| 422      | Chemical spill or leak                           | 0          |               |               |
| 424      | Carbon monoxide incident                         | 2          | 1             | 1             |
| 440      | Electrical wiring/equipment problem, Other       | 2          | 2             |               |
| 442      | Overheated motor                                 | 2          | 1             | 1             |
| 443      | Breakdown of light ballast                       | 1          |               | 1             |
| 444      | Power line down                                  | 6          | 2             | 4             |
| 445      | Arching, shorted electrical equipment            | 7          | 5             | 2             |
| 463      | Vehicle accident, general cleanup                | 1          | 1             |               |
|          |  | <b>45</b>  | <b>4.18%</b>  | <b>4.06%</b>  |
|          |  |            |               |               |
| <b>5</b> | <b>Service Call</b>                              |            |               |               |
| 510      | Person in distress, Other                        | 1          | 1             |               |
| 511      | Lock-out   | 3          | 2             | 1             |
| 522      | Water or steam leak                              | 4          | 2             | 2             |
| 531      | Smoke or odor removal                            | 17         | 6             | 11            |
| 550      | Public service assistance, Other                 | 1          | 1             |               |
| 551      | Assist police or other governmental agency       | 1          | 1             |               |
| 553      | Public service                                   | 2          | 1             | 1             |
| 554      | Assist invalid                                   | 15         | 12            | 3             |
| 571      | Cover assignment, standby, move-up               | 284        | 188           | 96            |
|          |  | <b>328</b> | <b>31.98%</b> | <b>27.27%</b> |
|          |  |            |               |               |
| <b>6</b> | <b>Good Intent Call</b>                          |            |               |               |
| 611      | Dispatched & cancelled en route                  | 2          | 1             | 1             |
| 622      | No incident found on arrival at dispatch address | 3          | 3             |               |
| 631      | Authorized controlled burning                    | 1          |               | 1             |
| 650      | Steam Other gas mistaken for smoke, Other        | 1          | 1             |               |
| 651      | Smoke scare, odor of smoke                       | 2          | 1             | 1             |
| 671      | Hazmat release investigation w/no Hazmat         | 1          | 1             |               |
|          |  | <b>10</b>  | <b>1.04%</b>  | <b>0.71%</b>  |
|          |  |            |               |               |
| <b>7</b> | <b>False Alarm &amp; False Call</b>              |            |               |               |
| 730      | System malfunction, Other                        | 1          |               | 1             |
| 7301     | Trouble Fire Alarm - Due to System Malfunction   | 81         | 39            | 42            |
| 733      | Smoke detector activation due to malfunction     | 13         | 8             | 5             |
| 734      | Heat detector activation due to malfunction      | 2          | 1             | 1             |
| 735      | Alarm system sounded due to malfunction          | 25         | 13            | 12            |
| 7351     | Residential Fire Alarm - System Malfunction      | 8          | 8             |               |
| 736      | CO detector activation due to malfunction        | 22         | 10            | 12            |

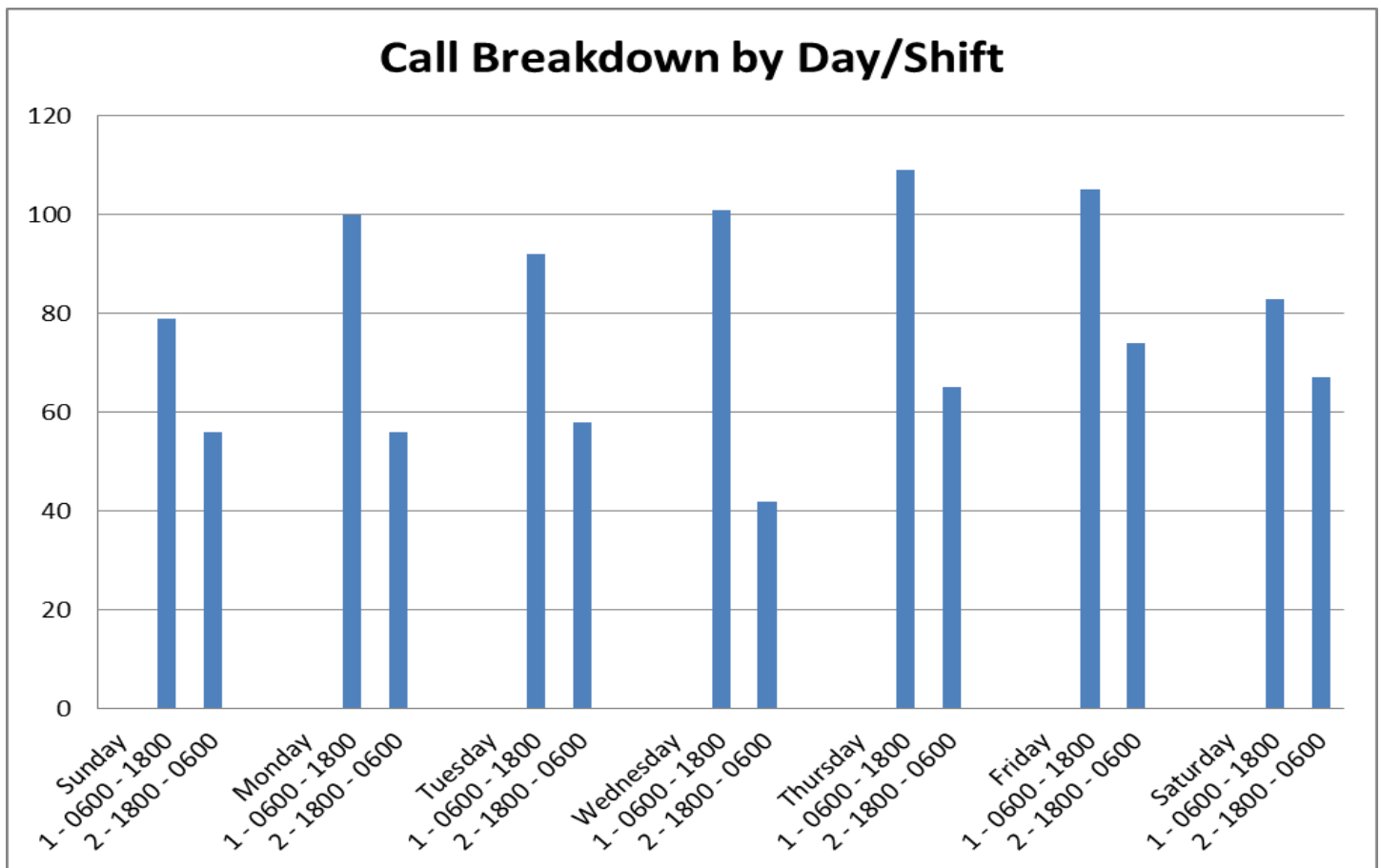
|      |  |            |               |               |
|------|--|------------|---------------|---------------|
| 740  | Unintentional transmission of alarm, Other         | 2          | 2             |               |
| 7401 | Trouble Fire Alarm - TX Line/Human Error           | 9          | 9             |               |
| 741  | Sprinkler activation, no fire                      | 2          | 2             |               |
| 743  | Smoke detector activation, no fire - unintentional | 32         | 17            | 15            |
| 744  | Detector activation, no fire - unintentional       | 5          | 3             | 2             |
| 745  | Alarm system activation, no fire - unintentional   | 19         | 10            | 9             |
| 7451 | Residential Fire Alarm - Unintentional Human Error | 9          | 5             | 4             |
| 746  | Carbon monoxide detector activation, no CO         | 1          |               | 1             |
|      |  | <b>231</b> | <b>18.98%</b> | <b>24.88%</b> |
|      | <b>Total Incident Count</b>                        | 1087       |               |               |

### Incidents Type between 2009 and 2012

| Incident Type Period Comparisons                      | 2009 | 2010 | 2011 | 2012 |
|---|------|------|------|------|
| <b>Incident Type</b>                                  |      |      |      |      |
| 100 Fire, Other                                       | 1    | 2    | 0    | 0    |
| 111 Building fire                                     | 3    | 2    | 2    | 1    |
| 112 Fires in structure other than in a building       | 0    | 0    | 0    | 0    |
| 113 Cooking fire, confined to container               | 0    | 2    | 0    | 1    |
| 114 Chimney or flue fire, confined to chimney or flue | 1    | 0    | 0    | 1    |
| 118 Trash or rubbish fire, contained                  | 2    | 1    | 0    | 1    |
| 130 Mobile property (vehicle) fire, Other             | 1    | 0    | 0    | 0    |
| 131 Passenger vehicle fire                            | 0    | 0    | 4    | 1    |
| 140 Natural vegetation fire, Other                    | 0    | 0    | 0    | 0    |
| 142 Brush or brush-and-grass mixture fire             | 0    | 0    | 0    | 1    |
| 143 Grass Fire  | -    | -    | 1    | 1    |
| 150 Outside rubbish fire, Other                       | 2    | 0    | 0    | 1    |
| 151 Outside rubbish, trash or waste fire              | 2    | 2    | 0    | 1    |
| 154 Dumpster or other outside trash receptacle fire   | 1    | 0    | 0    | 1    |
| 160 Special outside fire, Other                       | 3    | 1    | 1    | 1    |
| 162 Outside equipment fire                            | 1    | 1    | 0    | 1    |
| 173 Cultivated trees or nursery stock fire            | 1    | 0    | 0    | 0    |
| 300 Rescue, EMS incident, other                       | 1    | 0    | 0    | 0    |
| 311 Medical assist, assist EMS crew                   | 2    | 0    | 1    | 0    |
| 321 EMS call, excluding vehicle accident with injury  | 376  | 370  | 393  | 427  |
| 322 Motor vehicle accident with injuries              | 19   | 21   | 19   | 20   |
| 323 Motor vehicle/pedestrian accident (MV Ped)        | 3    | 5    | 3    | 3    |
| 324 Motor Vehicle Accident with no injuries           | 5    | 10   | 13   | 10   |
| 350 Extrication, rescue other                         | 0    | 1    | 0    | 0    |
| 353 Removal of victim(s) from stalled elevator        | 5    | 6    | 3    | 1    |
| 357 Extrication of victim(s) from machinery           | 0    | 0    | 0    | 0    |
| 400 Hazardous condition, Other                        | -    | -    | 1    | 0    |
| 410 Combustible/flammable gas/liquid condition        | -    | -    | -    | 1    |
| 411 Gasoline or other flammable liquid spill          | 4    | 1    | 0    | 2    |
| 412 Gas leak (natural gas or LPG)                     | 16   | 23   | 15   | 21   |
| 413 Oil or other combustible liquid spill             | 0    | 0    | 0    | 0    |
| 421 Chemical hazard no spill or leak)                 | 0    | 1    | 0    | 0    |
| 422 Chemical spill or leak                            | 1    | 0    | 2    | 0    |

|  |     |     |     |     |
|--|-----|-----|-----|-----|
| 423 Refrigeration leak                               | 0   | 0   | 0   | 0   |
| 424 Carbon monoxide incident                         | 5   | 2   | 2   | 2   |
| 440 Electrical wiring/equipment problem, Other       | 2   | 2   | 3   | 2   |
| 441 Heat from short circuit (wiring), defective/worn | 0   | 0   | 0   | 0   |
| 442 Overheated motor                                 | 0   | 5   | 4   | 2   |
| 443 Breakdown of light ballast                       | 0   | 0   | 0   | 1   |
| 444 Power line down                                  | 13  | 28  | 98  | 6   |
| 445 Arcing, shorted electrical equipment             | 5   | 25  | 10  | 7   |
| 463 Vehicle accident, general cleanup                | 0   | 0   | 0   | 1   |
| 500 Service Call, other                              | 0   | 0   | 0   | 0   |
| 510 Person in distress, Other                        | 0   | 0   | 0   | 1   |
| 511 Lock-out   | 5   | 6   | 7   | 3   |
| 512 Ring or jewelry removal                          | -   | -   | 1   | 0   |
| 520 Water problem, Other                             | 8   | 2   | 1   | 0   |
| 521 Water evacuation                                 | 1   | 0   | 1   | 0   |
| 522 Water or steam leak                              | 4   | 3   | 1   | 4   |
| 531 Smoke or odor removal                            | 16  | 15  | 19  | 17  |
| 541 Animal problem                                   | 1   | 0   | 0   | 0   |
| 542 Animal rescue                                    | 0   | 1   | 1   | 0   |
| 550 Public service assistance, Other                 | 0   | 0   | 0   | 1   |
| 551 Assist police or other governmental agency       | 2   | 1   | 3   | 1   |
| 552 Police matter                                    | 1   | 0   | 2   | 0   |
| 553 Public service                                   | 5   | 1   | 16  | 2   |
| 554 Assist invalid                                   | 35  | 36  | 46  | 15  |
| 555 Defective elevator, no occupants                 | 2   | 2   | 2   | 0   |
| 561 Unauthorized burning                             | 0   | 1   | 2   | 0   |
| 571 Cover assignment, standby, move up               | 151 | 281 | 293 | 284 |
| 600 Good intent call, Other                          | 1   | 0   | 0   | 0   |
| 611 Dispatched & cancelled en route                  | 3   | 3   | 4   | 2   |
| 621 Wrong location                                   | 0   | 1   | 1   | 0   |
| 622 No Incident found on arrival at dispatch address | 4   | 12  | 5   | 3   |
| 631 Authorized controlled burning                    | 2   | 2   | 1   | 1   |
| 650 Steam Other gas mistaken for smoke, Other        | 0   | 0   | 0   | 1   |
| 651 Smoke scare, odor of smoke                       | 1   | 1   | 2   | 2   |
| 652 Steam, vapor, fog or dust thought to be smoke    | 0   | 3   | 1   | 0   |
| 661 EMS call, party transported by non-fire agency   | 0   | 1   | 1   | 0   |
| 671 HazMat release investigation w/no HazMat         | 0   | 0   | 0   | 1   |
| 700 False alarm or false call, Other                 | 0   | 0   | 0   | 0   |
| 710 Malicious, mischievous false call, Other         | 0   | 1   | 0   | 0   |
| 711 Municipal alarm system, malicious false alarm    | 1   | 0   | 0   | 0   |
| 715 Local alarm system, malicious false alarm        | 0   | 0   | 0   | 0   |
| 730 System malfunction, Other                        | 1   | 4   | 0   | 1   |
| 7301 Trouble Fire Alarm - Due to System Malfunction  | 88  | 161 | 95  | 81  |
| 731 Sprinkler activation due to malfunction          | 0   | 0   | 0   | 0   |
| 733 Smoke detector activation due to malfunction     | 13  | 9   | 23  | 13  |
| 734 Heat detector activation due to malfunction      | 0   | 2   | 2   | 2   |
| 735 Alarm system sounded due to malfunction          | 14  | 19  | 20  | 25  |
| 7351 Residential Fire Alarm - System Malfunction     | 10  | 10  | 4   | 8   |

|   |            |             |             |             |
|---|------------|-------------|-------------|-------------|
| 736 CO detector activation due to malfunction           | 21         | 21          | 24          | 22          |
| 740 Unintentional transmission of alarm, Other          | 0          | 1           | 0           | 2           |
| 7401 Trouble Fire Alarm - TX Line/Human Error           | 8          | 13          | 15          | 9           |
| 741 Sprinkler activation, no fire - unintentional       | 2          | 2           | 2           | 2           |
| 743 Smoke detector activation, no fire - unintentional  | 47         | 41          | 63          | 32          |
| 744 Detector activation, no fire - unintentional        | 3          | 5           | 3           | 5           |
| 745 Alarm system activation, no fire - unintentional    | 12         | 19          | 25          | 19          |
| 7451 Residential Fire Alarm - Unintentional Human Error | 28         | 24          | 19          | 9           |
| 746 Carbon monoxide detector activation, no CO          | 5          | 7           | 4           | 1           |
| 800 Severe weather or natural disaster, Other           | -          | -           | 3           | 0           |
| 812 Flood assessment                                    | 0          | 0           | 0           | 0           |
| 813 Wind storm, tornado/hurricane assessment            | 1          | 0           | 1           | 0           |
| 814 Lightning strike (no fire)                          | 0          | 2           | 0           | 0           |
| 815 Severe weather or natural disaster standby          | 0          | 4           | 1           | 0           |
| <b>Totals</b>   | <b>971</b> | <b>1228</b> | <b>1289</b> | <b>1087</b> |



## Call Breakdown by Day of Week / Shift

| Day / Shift      | Counts | Percent % |
|------------------|--------|-----------|
| <b>Sunday</b>    |        |           |
| 1 - 0600 - 1800  | 79     | 7.26      |
| 2 - 1800 - 0600  | 56     | 5.15      |
| <b>Monday</b>    |        |           |
| 1 - 0600 - 1800  | 100    | 9.19      |
| 2 - 1800 - 0600  | 56     | 5.15      |
| <b>Tuesday</b>   |        |           |
| 1 - 0600 - 1800  | 92     | 8.46      |
| 2 - 1800 - 0600  | 58     | 5.33      |
| <b>Wednesday</b> |        |           |
| 1 - 0600 - 1800  | 101    | 9.29      |
| 2 - 1800 - 0600  | 42     | 3.86      |
| <b>Thursday</b>  |        |           |
| 1 - 0600 - 1800  | 109    | 10.02     |
| 2 - 1800 - 0600  | 65     | 5.97      |
| <b>Friday</b>    |        |           |
| 1 - 0600 - 1800  | 105    | 9.65      |
| 2 - 1800 - 0600  | 74     | 6.8       |
| <b>Saturday</b>  |        |           |
| 1 - 0600 - 1800  | 83     | 7.63      |
| 2 - 1800 - 0600  | 67     | 6.16      |

### Fire Suppression Call History

#### Totals Emergencies Fire Responses = 611

In 2012, the Clarendon Hills Fire Department responded to locations outside of the Village on mutual aid calls as follows. An Engine, Truck, Squad or other (Chief, Investigator or ISO):

Mutual Aid Given response occurred **111** times

Auto Aid Given Response occurred **211** times

We received Aid for outside of our town with equipment and manpower:

Mutual Aid Received **22** times

Auto Aid Received **148** times



**Clarendon Hills Fire Department  
Incident Type Report (Summary)**

| <b>Incident Type Code</b> | <b>Category</b>  | <b>Total Count</b> | <b>Pct of All Incidents</b> |
|---------------------------|--|--------------------|-----------------------------|
| <b>1</b>                  | <b>Fire</b>  |                    |                             |
| 111                       | Building Fire  | 1                  | 1                           |
| 113                       | Cooking fire, confined to container                    | 1                  | 1                           |
| 114                       | Chimney or flue fire, confined to chimney              | 1                  | 1                           |
| 118                       | Trash or rubbish fire, contained                       | 1                  | 1                           |
| 131                       | Passenger vehicle fire                                 | 1                  | 1                           |
| 142                       | Brush or brush-and grass mixture fire                  | 1                  | 1                           |
| 143                       | Grass fire   | 1                  | 1                           |
| 150                       | Outside rubbish fire, Other                            | 1                  | 1                           |
| 151                       | Outside rubbish, trash or waste fire                   | 1                  | 1                           |
| 154                       | Dumpster or other outside trash receptacle             | 1                  | 1                           |
| 160                       | Special outside fire, Other                            | 1                  | 1                           |
| 162                       | Outside equipment fire                                 | 1                  | 1                           |
|                           |  | <b>12</b>          | <b>1.10%</b>                |
|                           |  |                    |                             |
| <b>3</b>                  | <b>Rescue &amp; Emergency Medical Service Incident</b> |                    |                             |
| 321                       | EMS call, excluding vehicle accident w/injury          | 427                | 427                         |
| 322                       | Motor vehicle accident w/injury                        | 20                 | 20                          |
| 323                       | Motor vehicle/pedestrian accident (MV Ped)             | 3                  | 3                           |
| 324                       | Motor vehicle accident with no injuries                | 10                 | 10                          |
| 353                       | Removal of victim(s) from stalled elevator             | 1                  | 1                           |
|                           |  | <b>461</b>         | <b>42.41%</b>               |
|                           |  |                    |                             |
|                           |  |                    |                             |
| <b>4</b>                  | <b>Hazardous Condition (No Fire)</b>                   |                    |                             |
| 410                       | Combustible/flammable gas/liquid condition             | 1                  | 1                           |
| 411                       | Gasoline or other flammable liquid spill               | 2                  | 2                           |
| 412                       | Gas leak (natural gas or LPG)                          | 21                 | 21                          |
| 422                       | Chemical spill or leak                                 | 0                  | 0                           |
| 424                       | Carbon monoxide incident                               | 2                  | 2                           |
| 440                       | Electrical wiring/equipment problem, Other             | 2                  | 2                           |
| 442                       | Overheated motor                                       | 2                  | 2                           |
| 443                       | Breakdown of light ballast                             | 1                  | 1                           |
| 444                       | Power line down  | 6                  | 6                           |
| 445                       | Arching, shorted electrical equipment                  | 7                  | 7                           |
| 463                       | Vehicle accident, general cleanup                      | 1                  | 1                           |
|                           |  | <b>45</b>          | <b>4.13%</b>                |
|                           |  |                    |                             |
| <b>5</b>                  | <b>Service Call</b>                                    |                    |                             |
| 510                       | Person in distress, Other                              | 1                  | 1                           |
| 511                       | Lock-out   | 3                  | 3                           |
| 522                       | Water or steam leak                                    | 4                  | 4                           |
| 531                       | Smoke or odor removal                                  | 17                 | 17                          |

|                             |  |             |               |
|-----------------------------|--|-------------|---------------|
| 550                         | Public service assistance, Other                   | 1           | 1             |
| 551                         | Assist police or other governmental agency         | 1           | 1             |
| 553                         | Public service                                     | 2           | 2             |
| 554                         | Assist invalid                                     | 15          | 15            |
| 571                         | Cover assignment, standby, move-up                 | 284         | 284           |
|                             |  | <b>328</b>  | <b>30.17%</b> |
| <b>6</b>                    | <b>Good Intent Call</b>                            |             |               |
| 611                         | Dispatched & cancelled en route                    | 2           | 2             |
| 622                         | No incident found on arrival at dispatch address   | 3           | 3             |
| 631                         | Authorized controlled burning                      | 1           | 1             |
| 650                         | Steam Other gas mistaken for smoke, Other          | 1           | 1             |
| 651                         | Smoke scare, order of smoke                        | 2           | 2             |
| 671                         | Hazmat release investigation w/no Hazmat           | 1           | 1             |
|                             |  | <b>10</b>   | <b>0.92%</b>  |
| <b>7</b>                    | <b>False Alarm &amp; False Call</b>                |             |               |
| 730                         | System malfunction, Other                          | 1           | 1             |
| 7301                        | Trouble Fire Alarm - Due to System Malfunction     | 81          | 81            |
| 733                         | Smoke detector activation due to malfunction       | 13          | 13            |
| 734                         | Heat detector activation due to malfunction        | 2           | 2             |
| 735                         | Alarm system sounded due to malfunction            | 25          | 25            |
| 7351                        | Residential Fire Alarm - System Malfunction        | 8           | 8             |
| 736                         | CO detector activation due to malfunction          | 22          | 22            |
| 740                         | Unintentional transmission of alarm, Other         | 2           | 2             |
| 7401                        | Trouble Fire Alarm - TX Line/Human Error           | 9           | 9             |
| 741                         | Sprinkler activation, no fire                      | 2           | 2             |
| 743                         | Smoke detector activation, no fire - unintentional | 32          | 32            |
| 744                         | Detector activation, no fire - unintentional       | 5           | 5             |
| 745                         | Alarm system activation, no fire - unintentional   | 19          | 19            |
| 7451                        | Residential Fire Alarm - Unintentional Human Error | 9           | 9             |
| 746                         | Carbon monoxide detector activation, no CO         | 1           | 1             |
|                             |  | <b>231</b>  | <b>21.25%</b> |
| <b>Total Incident Count</b> |  | <b>1087</b> |               |

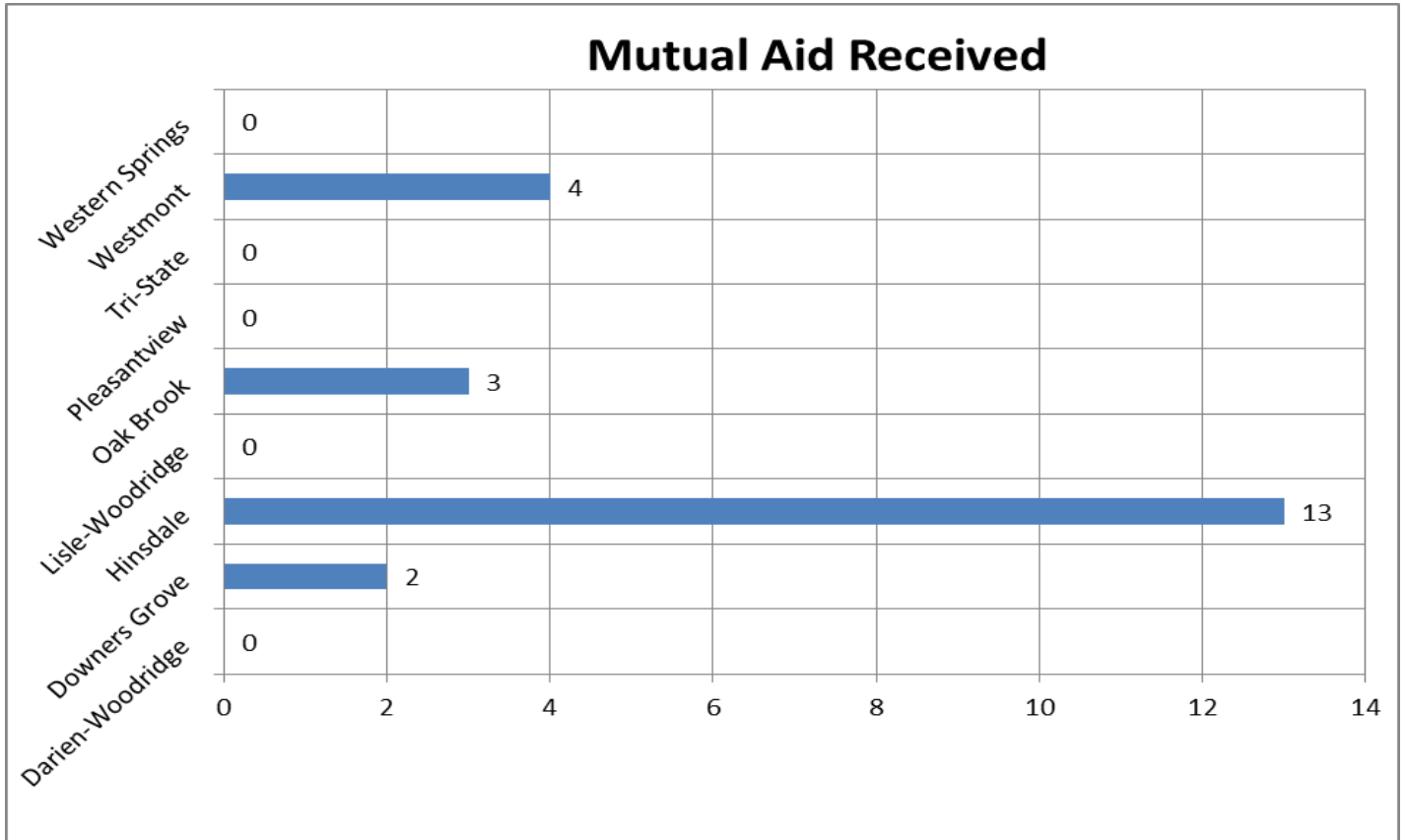
### Mutual Aid "Given" Responses

|                                    | 2006       | 2007       | 2008       | 2009       | 2010       | 2011       | 2012       |
|------------------------------------|------------|------------|------------|------------|------------|------------|------------|
| <b>Chief #301 Responses</b>        | 11         | 9          | 6          | 6          | 6          | 5          | 11         |
| <b>Deputy Chief #302 Responses</b> | 4          | 9          | 8          | 7          | 6          | 4          | 5          |
| <b>ISO #306 Responses</b>          | n/a        | 6          | 2          | 4          | 5          | 3          | 2          |
| <b>Engine #311 Responses</b>       | 21         | 18         | 23         | 70         | 33         | 21         | 34         |
| <b>Ambulance #314 Responses</b>    | 16         | 6          | 17         | 19         | 17         | 46         | 8          |
| <b>Truck #319 Responses</b>        | 84         | 70         | 74         | 28         | 12         | 8          | 195        |
| <b>Squad #316 Responses</b>        | 3          | 1          | 23         | 29         | 12         | 32         | 27         |
| <b>Other Personal Responses</b>    | 6          | 0          | 1          | 1          | 1          | 1          | 0          |
| <b>No Response (Cancelled)</b>     | n/a        | 10         | 9          | 4          | 8          | 13         | 10         |
| <b>Total Responses</b>             | <b>145</b> | <b>119</b> | <b>129</b> | <b>168</b> | <b>100</b> | <b>100</b> | <b>292</b> |

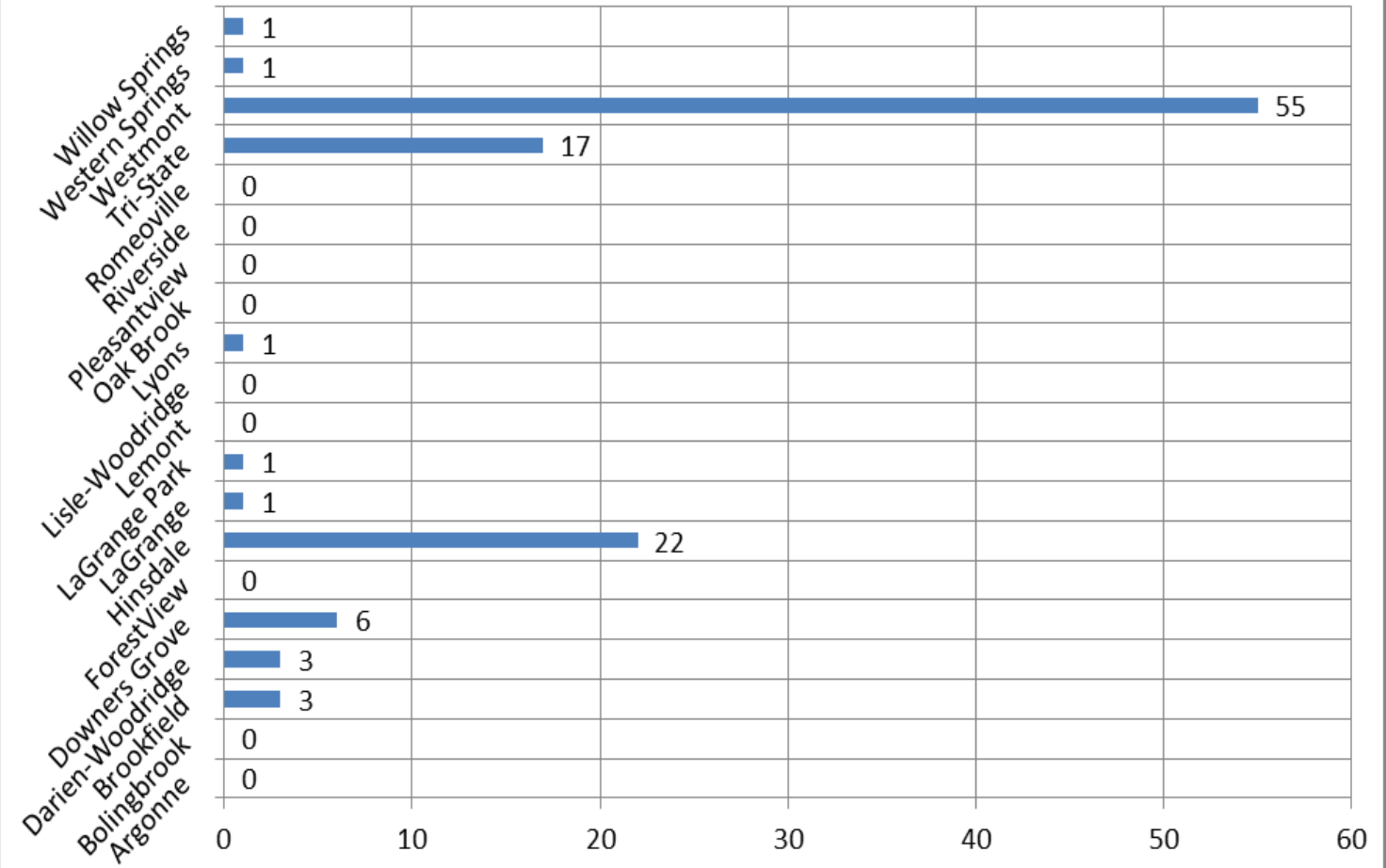
\*\*\* Some responses included multiple vehicles \*\*\*

## Mutual Aid "Auto Aid" Responses

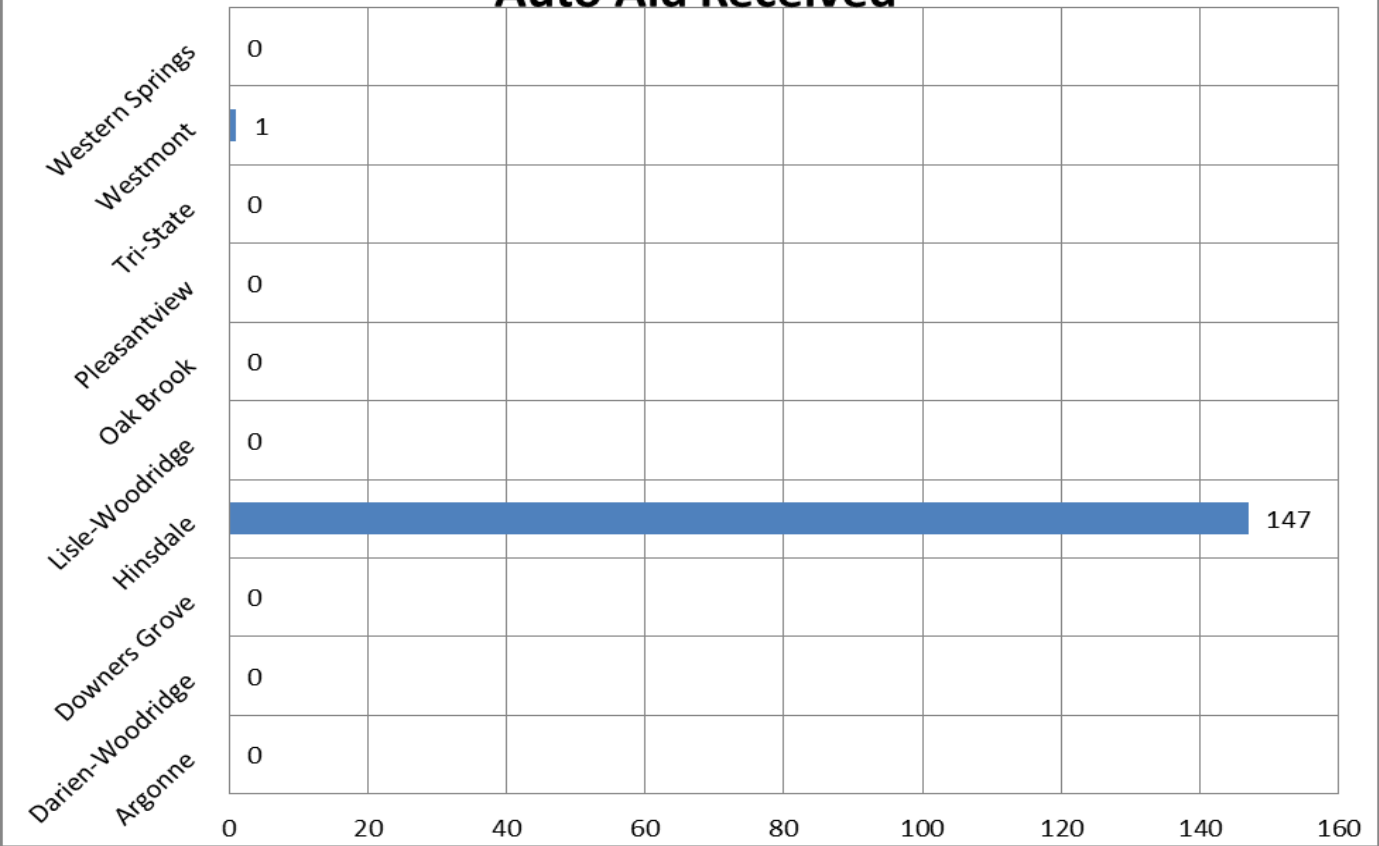
|                        | Received   | Given      |
|------------------------|------------|------------|
| Hinsdale               | 147        | 208        |
| Westmont               | 1          | 3          |
| Tri-state              | 0          | 0          |
| <b>Total Responses</b> | <b>148</b> | <b>211</b> |



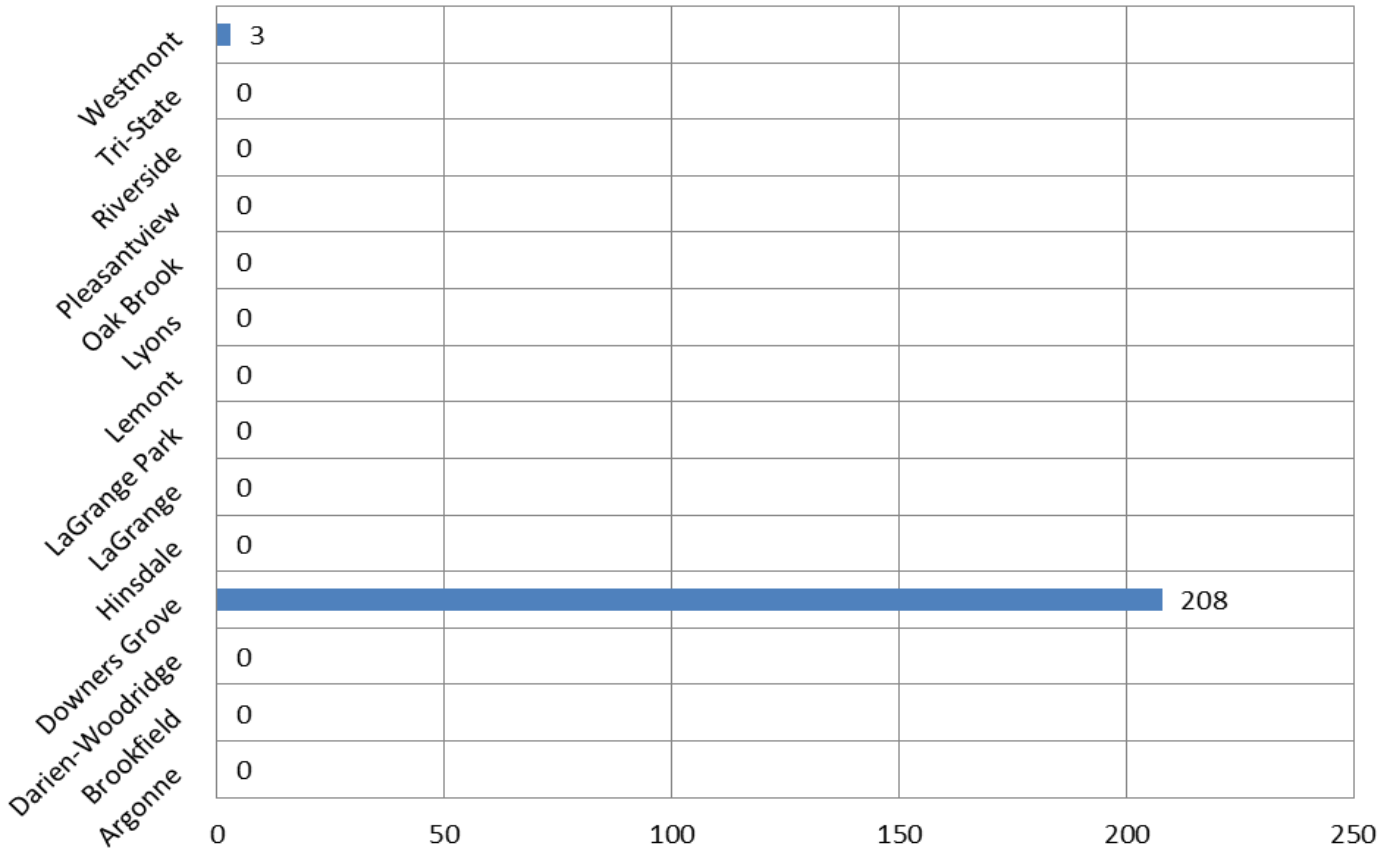
# Mutual Aid Given



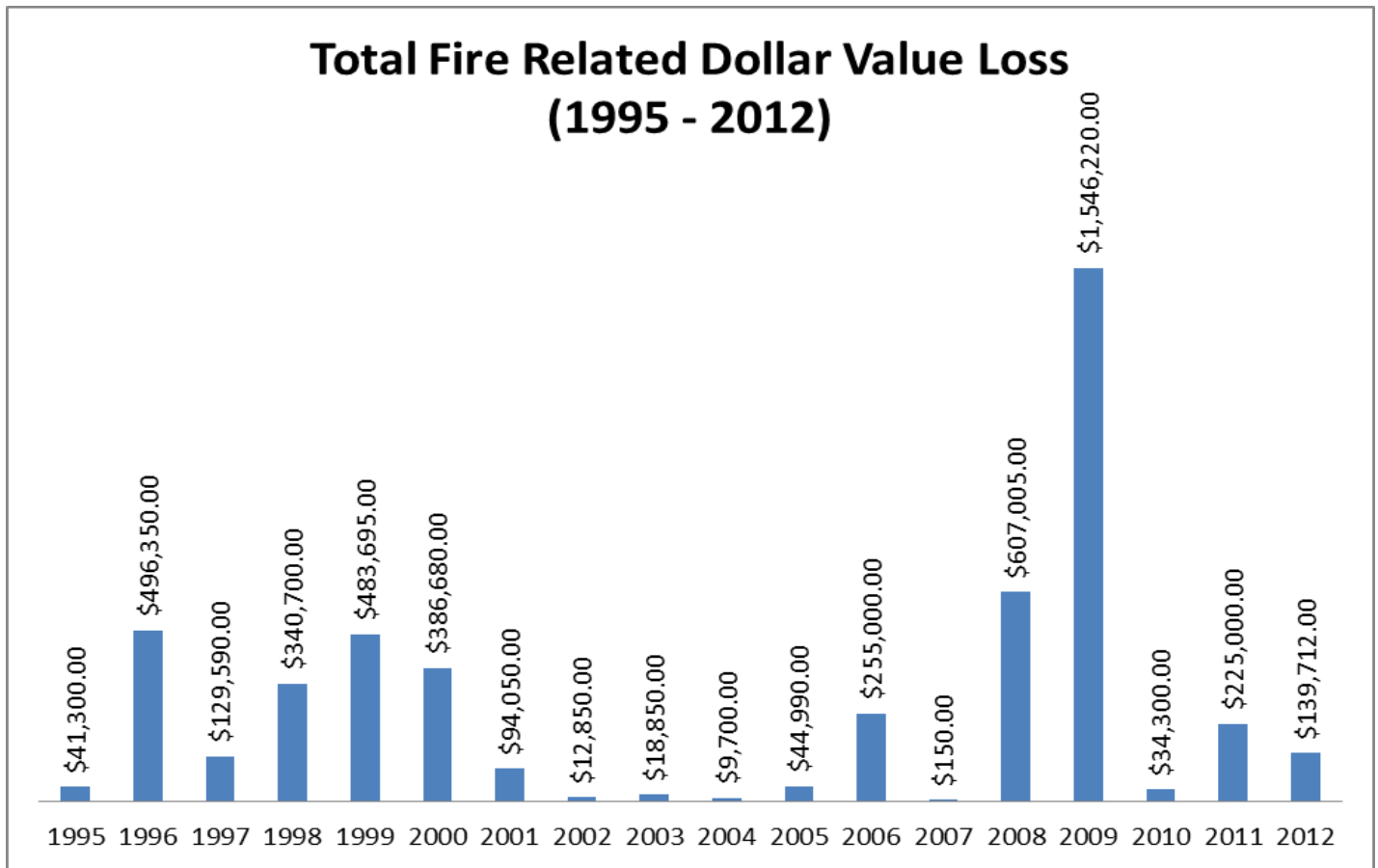
# Auto Aid Received



# Auto Aid Given



## Total Fire Related Dollar Value Loss (1995 - 2012)



## Fire Deaths in the Village of Clarendon Hills since 1978

|      |                              |                   |                  |
|------|------------------------------|-------------------|------------------|
| 1978 | Hinsdale Golf Club Dormitory | 140 Chicago Ave.  | One (1) Resident |
| 1990 | Single Family Home           | 12 Arthur Avenue  | One (1) Resident |
| 2001 | Single Family Home           | 136 Arthur Avenue | One (1) Resident |

## **Detailed Related Dollar Losses 2012**

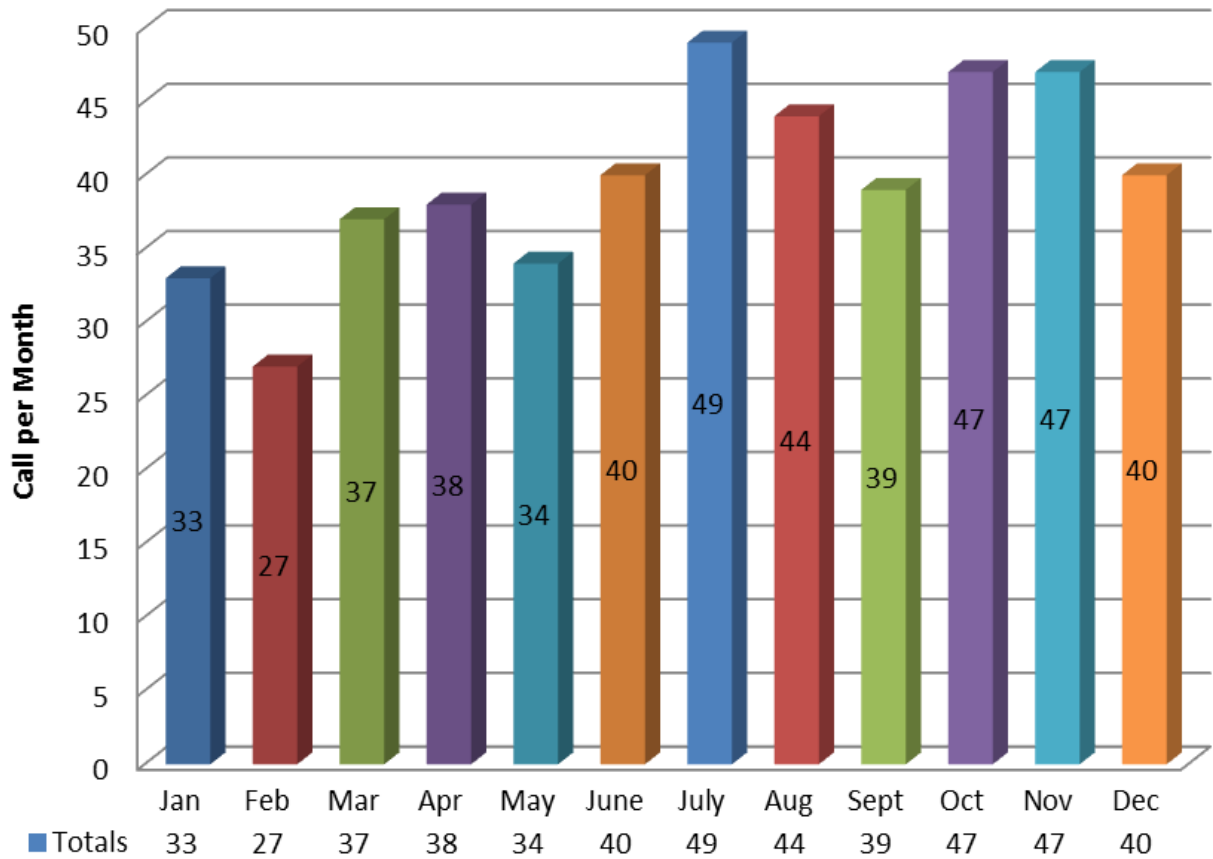
| <b>Date</b>       | <b>Incident #</b> | <b>Address</b>       | <b>Type of problem</b> | <b>Amount of Loss</b> |
|-------------------|-------------------|----------------------|------------------------|-----------------------|
| March 1, 2012     | 12-0170           | 423 Colfax Ave       | Cooking Fire           | \$12.00               |
| May 5, 2012       | 12-0346           | 320 Hudson Ave       | Outside Special        | \$200.00              |
| May 22, 2012      | 12-0393           | 349 Coventry Ct      | Water Damage           | \$1,000.00            |
| June 1, 2012      | 12-0426           | 41 58th St           | Smoke Damage           | \$50.00               |
| June 6, 2012      | 12-0438           | 3 Golf Ave           | Arching Equipment      | \$250.00              |
| June 27, 2012     | 12-0508           | 140 Gilbert          | Dumpster Fire          | \$300.00              |
| June 29, 2012     | 12-0513           | 209 S. Prospect Ave. | Electrical Fire        | \$400.00              |
| July 2, 2012      | 12-0527           | 140 Arthur Ave       | Outside Equipment      | \$6,000.00            |
| July 6, 2012      | 12-0545           | 215 55th St          | Sprinkler Leak         | \$1,000.00            |
| August 1, 2012    | 12-0636           | 136 Iroquois Ave     | Structure Fire         | \$125,000.00          |
| November 13, 2012 | 12-0953           | 218 Oxford           | Vehicle Fire           | \$500.00              |
| November 23, 2012 | 12-0983           | 412 McDaniels Cr     | Vehicle Fire           | \$5,000.00            |

## **EMS Division**

### **Emergency Medical Services Call History**



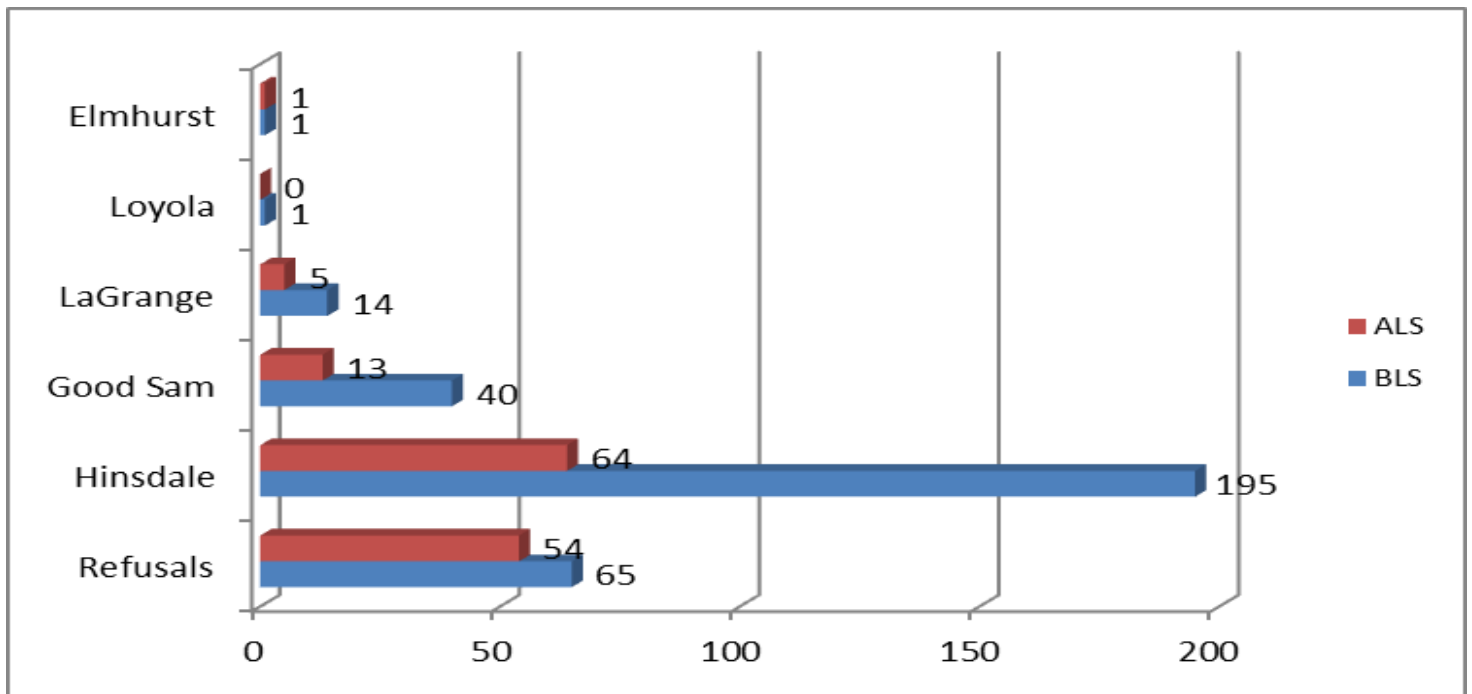
## Total Fire Department EMS Responses



| Year | Total Advanced Life Support (ALS) | Total Basic Life Support (BLS) | Non-Transport |
|------|-----------------------------------|--------------------------------|---------------|
| 2006 | 185                               | 133                            | 98            |
| 2006 | 185                               | 133                            | 98            |
| 2008 | 209                               | 82                             | 92            |
| 2009 | 193                               | 104                            | 144           |
| 2010 | 218                               | 88                             | 96            |
| 2011 | 248                               | 75                             | 81            |
| 2012 | 204                               | 126                            | 94            |

Non-Transports include (Invalid Assist, Refusals, No Patient, and Mutual Aid Given (No Patient))

## Total Hospital Transports by Level and Hospital for 2012



The following numbers represent PCR Tablet (electronic) filed in 2012

| Year                                    | 2012 | Percent |
|---|------|---------|
| None                                    | 8    | 1.8%    |
| Abdominal Pain/Problem                  | 24   | 5.3%    |
| Altered LOC                             | 23   | 5.1%    |
| Behavioral                              | 5    | 1.1%    |
| Bleeding                                | 18   | 4.0%    |
| Cardiac Rhythm Disturbance              | 5    | 1.1%    |
| Cardiac /Traumatic / Respiratory Arrest | 3    | 0.7%    |
| Chest Pain                              | 16   | 3.5%    |
| Diabetic Symptoms (Hypo/Hyper)          | 5    | 1.1%    |
| ETOH Abuse                              | 3    | 0.7%    |
| Fever                                   | 4    | 0.9%    |
| Flu-Like Symptoms                       | 7    | 1.5%    |
| Headache                                | 3    | 0.7%    |
| Hypertension                            | 6    | 1.3%    |
| Hyperthermia                            | 1    | 0.2%    |
| Hypotension                             | 1    | 0.2%    |
| Inhalation Injury (Toxic Gas)           | 1    | 0.2%    |
| Musculoskeletal Injury                  | 41   | 9.1%    |
| Nausea/Vomiting                         | 3    | 0.7%    |
| No Apparent Injury                      | 44   | 9.7%    |
| Not Applicable                          | 34   | 7.5%    |

|   |            |      |
|---|------------|------|
| Not Available                               | 2          | 0.4% |
| Not Known                                   | 7          | 1.5% |
| Obvious Death                               | 4          | 0.9% |
| Other (See Narrative)                       | 22         | 4.9% |
| Pain - Back                                 | 12         | 2.6% |
| Pain - Chest                                | 2          | 0.4% |
| Pain - Extremity                            | 14         | 3.1% |
| Pain - Eye                                  | 1          | 0.2% |
| Pain - Head                                 | 2          | 0.4% |
| Patient Assist                              | 7          | 1.5% |
| Poisoning/Drug Ingestion                    | 8          | 1.8% |
| Psychiatric Disorder                        | 28         | 6.2% |
| Respiratory Distress / Breathing Difficulty | 21         | 4.6% |
| Seizure                                     | 8          | 1.8% |
| Smoke Inhalation                            | 1          | 0.2% |
| Stroke/CVA                                  | 7          | 1.5% |
| Syncope/Fainting/Dizziness                  | 16         | 3.5% |
| Traumatic Injury                            | 9          | 2.0% |
| Unconscious/Unresponsive                    | 2          | 0.4% |
| Weakness                                    | 22         | 4.9% |
| Well Being Check                            | 3          | 0.7% |
| <b>Total</b>                                | <b>453</b> |      |

| Age               | ALS | BLS | None | Total |
|-------------------|-----|-----|------|-------|
| 0 to 10 Years     | 7   | 9   | 1    | 17    |
| 10 to 20 Years    | 21  | 9   | 5    | 35    |
| 20 to 30 Years    | 12  | 13  | 7    | 32    |
| 30 to 40 Years    | 13  | 9   | 2    | 24    |
| 40 to 50 Years    | 15  | 16  | 5    | 36    |
| 50 to 60 Years    | 33  | 12  | 4    | 49    |
| 60 to 70 Years    | 15  | 14  | 11   | 40    |
| 70 years or older | 117 | 58  | 37   | 212   |
| DOB not Recorded  | 3   | 0   | 5    | 8     |

### Total Ambulance Calls by Year

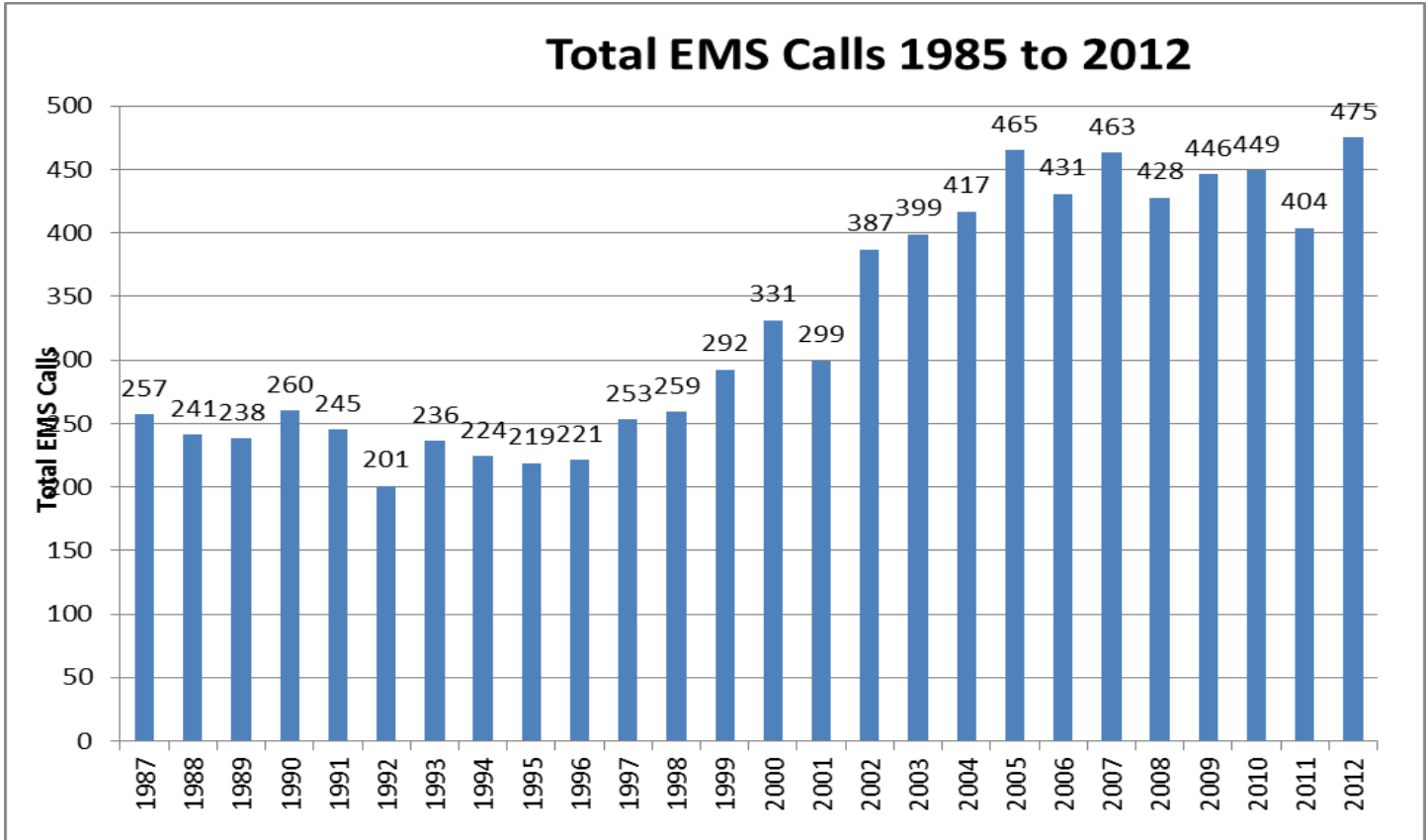
|      |       |      |       |      |       |      |       |
|------|-------|------|-------|------|-------|------|-------|
| Year | Calls | Year | Calls | Year | Calls | Year | Calls |
|------|-------|------|-------|------|-------|------|-------|

|      |     |
|------|-----|
| 1985 | 262 |
| 1986 | 246 |
| 1987 | 257 |
| 1988 | 241 |
| 1989 | 238 |
| 1990 | 260 |
| 1991 | 245 |

|      |     |
|------|-----|
| 1992 | 201 |
| 1993 | 236 |
| 1994 | 224 |
| 1995 | 219 |
| 1996 | 221 |
| 1997 | 253 |
| 1998 | 259 |

|      |     |
|------|-----|
| 1999 | 292 |
| 2000 | 331 |
| 2001 | 299 |
| 2002 | 387 |
| 2003 | 399 |
| 2004 | 417 |
| 2005 | 465 |

|      |     |
|------|-----|
| 2006 | 431 |
| 2007 | 463 |
| 2008 | 428 |
| 2009 | 446 |
| 2010 | 449 |
| 2011 | 404 |
| 2012 | 475 |



In 2012, Clarendon Hills Fire Department responded to locations outside of the Village for mutual aid ambulance calls **43** times and received mutual aid ambulance a total of **16** times.

### EMS Division Training for 2012

The EMS Division of the Clarendon Hills Fire Department has successfully completed or obtained the following items in an attempt to further the skills of not only our members, but also the residents and those who work in our community.

## **CPR**

The following instructors teach CPR in all levels for the department:

Capt. Jim Jung  
Lt Jim Weil  
Lt Joe Jung  
FF/PM Dave Godek

The following people have obtained Trainer Status to certify CPR Instructors for the AHA

Lt Jim Weil  
FF/PM Dave Godek

Other eligible instructors for the department are;

FF/PM Mike Korzen  
FF/PM Rob Padgett

Department instructors taught CPR for the following levels

Healthcare Provider  
Heartsaver AED  
Heartsaver First Aid  
Friends and Family

## **EMS Division Updates**

### **Loyola EMS Coordinators Meetings / Workshop**

EMS Coordinator Dave Godek and Asst. EMS Coordinator Jim Weil attend Quarterly Coordinator Meeting as well as Yearly Workshop. The Quarterly Meeting includes Loyola Hospital Staff, Associate Hospital and All Loyola Affiliated Department.

### **Zoll Tablet**

We have had (2) ZOLL Tablet updates this year to address issues also all of the new SOP's / Drug changes have been loaded. At this point we will be updating the system about every 6 – 8 months.

### **12-LEAD EKG Transmission**

We continue to transmit 12-LEAD EKG output directly to the hospital to expedite STEMI Patients to get faster treatment for Cardiac issues. By doing this we have expedited the time from door to Cardiac Catheter Lab. (STEMI = ST segment elevation myocardial infarction), also in a STEMI, the coronary artery is completely blocked off by the blood clot, and as a result virtually all the heart muscle being supplied by the affected artery starts to die.) We have migrated to the ZOLL Cloud to simplify the sending of 12-LEAD data when we transmit now a copy goes to Hinsdale CarePoint Station, Cath Lab and the Lt. Jim Weil's email, this is for Hinsdale only.

## **Staff Training**

In 2012 (2) members have completed their Loyola In-Service Testing.

## **EMS Recertification Classes**

All of the departments Paramedics and EMT have continued the mandatory number of Continuing Educations hours to be Re-Licensed. In 2012, 15 members re-certified to their current level.

## **CPR/AED Training and Instruction & Maintenance**

In February, EMS Coordinator Dave Godek coordinated the annual servicing of all Village Owned AED's (18) along with AED's owned by local businesses and organizations in the village. We contract with a private contractor who comes out to us and checks each AED for proper operation and re-certifies it for another 1 year period.

All school in District 181 have AED's in place and the teacher's and other staff are trained in use of them are also CPR trained.

In 2012 Clarendon Hills CPR/AED Instructors trained and certified 250 people in CPR/AED use. CPR classes are provided free to residents, businesses and employees of village businesses. Here is the breakdown of classes we teach Heartsaver First Aid, Heartsaver AED, Healthcare Provider and Friends and Family.

In 2012 we taught approx. 200 students at CHMS in the 8<sup>th</sup> grade Health education classes.

## **2012 EMS Training Summary Report**

The following drills (EMS Monthly Drills) are those, which were counted as standard evening training sessions.

| <b>Month</b>     | <b>Topic</b>                                       |
|------------------|--|
| <b>January</b>   | <b>Extreme Sport Injuries</b>                      |
| <b>February</b>  | <b>Combat-Related Traumatic Brain Injury (TBI)</b> |
| <b>March</b>     | <b>Cold Weather Emergencies</b>                    |
| <b>April</b>     | <b>SOP Update</b>                                  |
| <b>May</b>       | <b>SOP Update</b>                                  |
| <b>June</b>      | <b>In-House Skills</b>                             |
| <b>July</b>      | <b>Communicable Diseases</b>                       |
| <b>August</b>    | <b>Pediatric Behavioral: Autism</b>                |
| <b>September</b> | <b>Vital Signs Interpretation</b>                  |
| <b>October</b>   | <b>Field Triage Update</b>                         |
| <b>November</b>  | <b>Drugs of Abuse and Trauma Update</b>            |
| <b>December</b>  | <b>CPR Renewal / In-House Skills</b>               |

**Public Services/Education**  
**Fire Prevention Division**

In 2012, Twenty four (20) fire station tours and eight (8) Fire/Life Safety Talks to Boy / Girl Scout, Cub and Brownie Troops were conducted.

During Fire Prevention Week, the Fire Prevention Division made visits to Prospect, Walker, Notre Dame, Clarendon Hills Middle schools also multiple Pre-Schools. During these visits fire prevention education was presented to each student. The fire prevention education sessions were also conducted at the Clarendon Hills Park District, pre-schools in the village as well as day care centers. Contact was made with 1,500 elementary, pre-school students

The Annual Fire Department Fire Prevention Week Open House was held on Saturday, October 6, 2012. This event was attended by more than 1,400 adults and children.

During 2012 Clarendon Hills Fire Prevention Officer David Godek conducted the following inspectional duties:

|  |     |
|--|-----|
| Annual Fire and Life Safety Inspections        | 109 |
| Fire and Life Safety follow up re-inspections  | 2   |
| Final Occupancy Inspections                    | 13  |
| New Fire Alarm System Inspections              | 4   |
| Voluntary Single Family Sprinkler System Tests | 5   |

**Total Inspections conducted by the Fire Prevention Staff**

| Month     | Inspection Completed | Re-Inspections | Total Violations |
|-----------|----------------------|----------------|------------------|
| January   | 14                   | 0              | 16               |
| February  | 13                   | 0              | 34               |
| March     | 44                   | 0              | 19               |
| April     | 5                    | 0              | 10               |
| May       | 0                    | 0              | 0                |
| June      | 10                   | 0              | 10               |
| July      | 18                   | 2              | 14               |
| August    | 0                    | 0              | 0                |
| September | 0                    | 0              | 0                |
| October   | 1                    | 0              | 3                |
| November  | 4                    | 0              | 4                |
| December  | 0                    | 0              | 0                |
|           | 109                  | 2              | 110              |

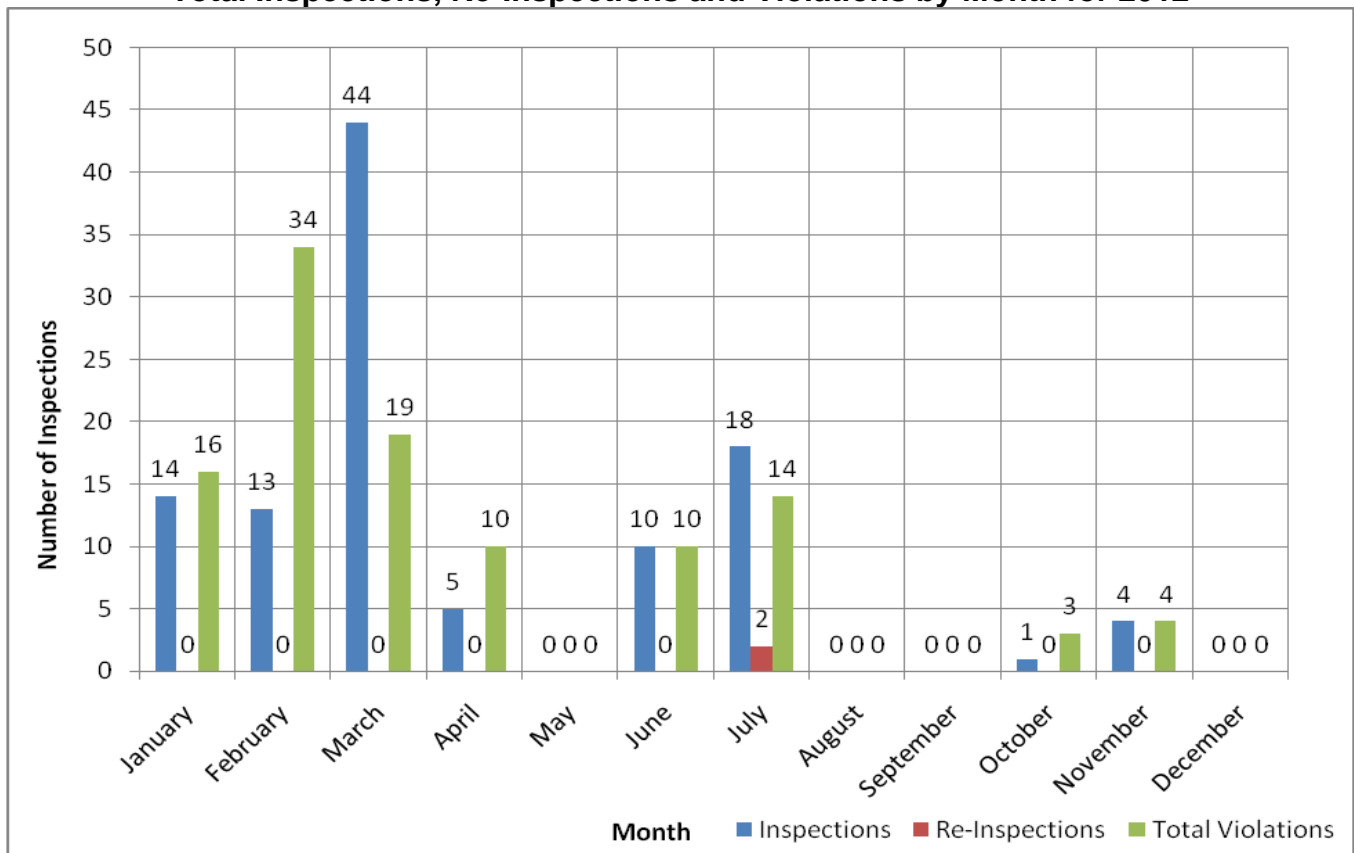
### Fire Inspection Violations 2006 - 2012

| Violation Found   | 2006 | 2007 | 2008 | 2009 | 2010 | 2011 | 2012 |
|---|------|------|------|------|------|------|------|
| Automatic sprinkler controls blocked                              | 0    | 1    | 0    | 0    | -    |      |      |
| Automatic sprinkler needs to be inspected                         | -    | -    | -    | 1    | 1    |      |      |
| Automatic sprinkler system requires maintenance                   | 1    | 0    | 1    | 1    | -    | 1    | 2    |
| Boiler certification expired or missing                           | 1    | 3    | 4    | 3    | 9    | 2    | 13   |
| Building key(s) require updating                                  | 2    | 3    | 18   | 0    | -    |      |      |
| Ceiling requires repairs  | 7    | 4    | 2    | 2    | 2    | 4    | 5    |
| Combustibles are stored too close to heat source(s)               | 1    | 2    | 0    | 8    | 5    | 2    |      |
| Electric plug, switch or breaker replaced                         | -    | -    | -    | 1    | -    |      |      |
| Electrical components require repair or replacement               | 19   | 6    | 5    | 1    | -    | 2    |      |
| Electrical panels must be kept closed                             | 4    | 5    | 6    | 2    | 9    | 11   | 1    |
| Emergency light(s) needed or unit(s) require repair/replacement   | 19   | 15   | 12   | 29   | 34   | 40   | 49   |
| Exit door(s) require repair/replacement                           | 0    | 1    | 0    | 0    | -    |      | 1    |
| Exit door(s) shall not be key lockable from the inside            | 1    | 0    | 0    | 0    | -    | -    |      |
| Exit sign(s) must be working when premises are occupied           | 48   | 32   | 28   | 23   | 26   | 34   | 46   |
| Exits and pathways to exits must be clear and unobstructed        | 4    | 3    | 4    | 0    | -    | 3    | 6    |
| Extension cords overused or misused                               | 2    | 4    | 0    | 0    | -    |      |      |
| Elveator Inspection not current or certificate visible            | 0    | 0    | 0    | 0    | 0    | 0    | 1    |
| FDC/Sprinkler/Standpipe blocked or not accessible                 | 3    | 0    | 0    | 0    | -    | -    |      |
| Fire alarm control panel not accessible                           | 4    | 5    | 0    | 0    | -    |      |      |
| Fire alarm device requires repair                                 | 5    | 2    | 3    | 4    | 17   | 6    | 10   |
| Fire door closing device(s) require adjusting or repair           | 2    | 1    | 0    | 0    | -    |      |      |
| Fire doors must not be wedged open or obstructed                  | 0    | 2    | 1    | 3    | 1    | 2    |      |
| Fire extinguisher(s) are due or past due for annual certification | 11   | 8    | 44   | 5    | 13   | 3    | 17   |
| Fire extinguisher(s) are not accessible or properly mounted       | 2    | 1    | 3    | 7    | -    |      |      |
| Fire extinguisher(s) are of improper type or quantity             | 0    | 0    | 0    | 0    | -    |      | 12   |
| Fire extinguisher(s) are/is discharged and needs repair           | 5    | 2    | 1    | 0    | 17   | 16   |      |



|   |            |            |            |            |            |            |            |
|---|------------|------------|------------|------------|------------|------------|------------|
| Fire suppression system (kitchen) needs repair or service   | 0          | 0          | 1          | 2          | 1          |            | 1          |
| Fire suppression system (kitchen) overdue for certification | 0          | 1          | 0          | 0          | -          |            | 1          |
| Flammable liquids must be kept in an approved metal cabinet | 1          | 3          | 4          | 2          | 1          | 1          | 2          |
| Gas Cylinder not chained or secured                         | -          | -          | -          | 4          | 3          | 5          | 4          |
| Heat detector(s) not working                                | 0          | 0          | 0          | 2          | 3          | 1          |            |
| Heating system needs to be cleaned or serviced              | 0          | 1          | 4          | 0          | -          |            |            |
| Keep a 12" clearance between ceiling and storage            | 1          | 2          | 2          | 1          | 2          |            | 1          |
| Keep an 18" clearance from sprinkler heads                  | 1          | 2          | 0          | 1          | -          | 1          | 1          |
| Knox box required by Village Ordinance                      | 2          | 3          | 0          | 0          | -          |            | 1          |
| Occupancy limit sign(s) must be posted and enforced         | 2          | 1          | 1          | 0          | -          |            |            |
| Oily or dirty rags must be kept in closed metal container   | 3          | 1          | 5          | 0          | -          |            |            |
| Remove excessive combustible items                          | -          | -          | -          | 3          | -          | 3          |            |
| MSDS sheets not posted                                      | -          | -          | -          | -          | -          | 2          | 1          |
| Sign(s) prohibiting smoking must be posted & enforced       | 2          | 5          | 3          | 0          | -          |            |            |
| Smoke detector(s) not working                               | 3          | 2          | 3          | 0          | -          |            |            |
| Sprinkler/Standpipe flow switch not supervised              | 0          | 0          | 0          | 0          | -          |            |            |
| Storage must be kept neat and orderly                       | 8          | 4          | 0          | 1          | -          |            |            |
| Utility shut off not accessible for emergency access        | 3          | 5          | 0          | 4          | 3          | 11         | 9          |
| Wall(s) require(s) repair                                   | 5          | 3          | 0          | 0          | -          |            | 6          |
| <b>Totals Violations per Year</b>                           | <b>172</b> | <b>133</b> | <b>155</b> | <b>110</b> | <b>147</b> | <b>150</b> | <b>190</b> |

**Total Inspections, Re-Inspections and Violations by Month for 2012**



## **DESCRIPTION OF TRAINING & HIGHLIGHTS FOR 2012**

- **The Clarendon Hills Fire Department conducts fire training every first, third and fourth Wednesday evening of each month. The Topics covered on these evenings consist of basic, advanced, technical and regulatory training required by State or Federal entities. Class and practical sessions are conducted during training. In addition to regular department training the department conducts or takes part of many specifically scheduled outside training dates which may be conducted by our instructors or an outside instructor/agency at different locations. These certification classes again can cover basic skills, technical skills, advanced training or regulatory training. All firefighters had to complete at least 12 hours of Regulator training using our Target Safety Web Training Site during 2012.**
- **We have our own training academy. All new recruit firefighters must be certified in Fire Fighter Basic Operations, Hazardous Materials, NIMS, Technical Rescue, Vehicle Safety, Courage to be Safe, Fire Service Vehicle Operator and an EMT in his/her first couple years of service. Once this certification is achieved then annual refresher training is given on these subject areas.**
- **The State of Illinois has re-written the objectives of the firefighter certification program to stay current to today's standards. Firefighter II & III has been replaced with Basic & Advanced firefighter Operations certifications. Additional certifications such as Courage to be Safe, Fire Service Vehicle operator, NIMS and Vehicle and Machinery Operations is needed to complete these Certifications. Thirty two firefighters completed the Basic Certification and/or Advanced Firefighter Certification and were awarded certificates in 2012.**
- **In 2012 Clarendon Hills and Hinsdale fire departments hosted a Vehicle & Machinery operations Certification which is a required certification for advanced firefighter certification. In 2012 thirty firefighters were certified in VMO and seventeen firefighters were able to complete their requirements for Advanced firefighter Operations Certification**
- **Courage to be Safe Certification is required for Basic Firefighter Operations Certification. Nine firefighters became certified in 2012.**
- **Fire Service Vehicle Operator Certification is required for Basic and Advanced Firefighter operations Certification. Nineteen firefighter certified in 2012**
- **In 2012 the Clarendon Hills Fire Department received a grant for Sprinkler System installation. Because we were able to come under budget with the installation there was Excess money in the grant used for a Ventilation Fan, Scene Lighting, Media training material, Media equipment and a Rescue Randy Dummy.**
- **In 2010 the village of Clarendon Hills and Hinsdale have agreed to expand our working relationship by sharing services. In 2012 the Clarendon Hills and Hinsdale Fire Departments continued to expand on the sharing services program by completing mutual training drills. Many of the live training drills were done in union. Both departments continue to work together in meeting procedure and training goals.**

- In 2012 the Clarendon Hills Fire Department received donations of a few homes in the community to use for live training. Using a local home is an excellent opportunity for our firefighters to practice our trained skills. All new recruits must attend live fire training before being approved to enter a hazardous atmosphere. During 2012 Hinsdale was able to secure a building to use for actual Live Fire Training. This training gave our firefighters excellent training.
- MABAS Division Ten Training officers provide monthly training/topics which are provided for anyone to attend at the Westmont Fire Dept.
- In 2012 the Clarendon Hills Fire Department continues to enforce policies and procedures which include Health and Wellness policy. The fire department also adopted an ability course which will be used to test our firefighters annually. The ability course will be used to test all new recruits as well. There are of course many benefits of this policy to keep our firefighters fit and an expanded program for firefighter fitness and wellness.
- Since 9-11 the Federal government has now established required National Incident Management System training that must be provided for every firefighter, village employee or elected official. This training is mandated by the government. The amount of training that each village employee must have depends on his/her rank and position in the village. If Clarendon Hills wants to receive financial aid from the government in the event of a disaster or grant then we must prove that our employees are updated in their training and we are compliant. In 2012 the entire village complete training up to NIMS 704. The Fire Department/Village is 100% in Compliance.
- The Clarendon Hills Fire Department takes driving its vehicles very seriously. There is a lot of responsibility when driving the fire apparatus. The second leading cause of firefighter death every year is from driving incidents. Driver operators must have basic certified firefighter training and then take part of at least 30 hours of initial driver training to be a certified driver operator. Firefighters must also comply with state regulations and complete annual evaluations. Additional training certifications such as Fire Service Vehicle Operator and Fire Apparatus Engineer certifications are offered as well.
- The Clarendon Hills Fire Department Open House held in October during fire prevention week is a main event to educate the local residents and let the residents see first-hand the station, equipment, firefighter skills and ask any questions they may have about their fire department.
- The Clarendon Hills Fire Department is a National Child Passenger Safety Program fitting station to conduct child passenger seat checks. Car seat inspections are available by appointment only to the residents of Clarendon Hills.

This description only highlights a part of firefighter training conducted at the Clarendon Hills Fire Department in 2012. It is the Clarendon Hills Fire Department's goal to keep all firefighters updated on their knowledge/skills and to always keep them safe while assisting the residents of Clarendon Hills during an emergency.

**REGULAR DEPARTMENT EVENING TRAINING**

| <b>DATE</b> | <b>TYPE</b> | <b>SUBJECT</b>                              |
|-------------|-------------|---|
| 1/4/2012    | Regular     | Basic Training / SCBA / FF Survival         |
| 1/18/2012   | Regular     | Courage to be Safe Certification            |
| 1/25/2012   | Regular     | SCBA / Evidence/ PPE / FF Surv              |
| 2/1/2012    | Regular     | Chicago Courage to be Safe                  |
| 2/15/2012   | Regular     | Pre-plans / Validation Exam                 |
| 2/22/2012   | Regular     | Pre-plans / ICS / JPR's                     |
| 3/7/2012    | Regular     | Fire Service Vehicle Operator Certification |
| 3/21/2012   | Regular     | Fire Service Vehicle Operator Certification |
| 3/28/2012   | Regular     | Fire Service Vehicle Operator Certification |
| 4/4/2012    | Regular     | Vehicle & Machinery Ops Certification       |
| 4/18/2012   | Regular     | Vehicle & Machinery Ops Certification       |
| 4/25/2012   | Regular     | Vehicle & Machinery Ops Certification       |
| 4/25/2012   | Regular     | Vehicle & Machinery Ops Certification       |
| 5/16/2012   | Regular     | Vehicle & Machinery Ops Certification       |
| 5/2/2012    | Regular     | Vehicle & Machinery Ops Certification       |
| 5/16/2012   | Regular     | Vehicle & Machinery Ops Certification       |
| 5/23/2012   | Regular     | Vehicle & Machinery Ops Certification       |
| 5/30/2012   | Regular     | Vehicle & Machinery Ops Certification       |
| 6/6/2012    | Regular     | Vehicle & Machinery Ops Certification       |
| 6/18/2012   | Regular     | Truck Company Ops 421 Ogden                 |
| 6/26/2012   | Regular     | Truck Company Ops                           |
| 7/17/2012   | Regular     | Live RIT/Mayday Training 421 Ogden          |
| 7/24/2012   | Regular     | Live RIT/Mayday Training 421 Ogden          |
| 8/1/2012    | Regular     | Pump and Hose Operations                    |
| 8/15/2012   | Regular     | Pump and Hose Operations                    |
| 8/22/2012   | Regular     | Starcom Training                            |
| 9/5/2012    | Regular     | SCBA Basics                                 |
| 9/19/2012   | Regular     | Ladders                                     |
| 9/26/2012   | Regular     | CHFD Physical Ability Testing               |
| 10/3/2012   | Regular     | CHFD CPAT / Drivers Training Pump Relay     |
| 10/6/2012   | Regular     | Public Open House                           |
| 10/17/2012  | Regular     | CHFD CPAT / Drivers Training Pump Relay     |
| 10/24/2012  | Regular     | SCBA Hinsdale MA Training                   |
| 11/7/2012   | Regular     | PPE / SCBA / Communications                 |
| 11/28/2012  | Regular     | Hazardous Materials                         |
| 12/5/2012   | Regular     | Hydrant & Hose Ops                          |
| 12/19/2012  | Regular     | New PPV Fan / New Lighting Equip Train      |

## DEPARTMENT SCHEDULED OUTSIDE TRAINING

| <b>DATE</b>    | <b>TYPE</b> | <b>SUBJECT</b>                                      |
|----------------|-------------|---|
| Monthly        | Outside     | MABAS Div Ten Training/ ISO-SSO Training            |
| Monthly        | Outside     | MABAS Ten Chiefs                                    |
| Monthly        | Outside     | MABAS Ten Haz-Mat Training                          |
| Monthly        | Outside     | MABAS Ten Investigator's                            |
| Monthly/Qtr    | Outside     | Department Training and Safety Committee TSAC       |
| Monthly        | Outside     | MABAS Division Ten Monthly Training                 |
| Quarterly      | Outside     | Village Quarterly Safety Meetings/IRMA              |
| Annual         | Outside     | Driver Training and Evaluations                     |
| 4 Hour Course  | Outside     | Courage to be Safe Certification                    |
| 8 Hour Course  | Outside     | Fire Service Vehicle Operator                       |
| 40 Hour Course | Outside     | Vehicle & Machinery Operations Certification        |
| Annual         | Outside     | Class B Non-CDL Road Tests                          |
| 1/16/2012      | Outside     | Computer Training                                   |
| 1/23/2012      | Outside     | CTBS Cert Hinsdale                                  |
| 2/1/2012       | Outside     | Lock Out – Tag Out Hinsdale                         |
| 2/17/2012      | Outside     | Leadership Seminar- Lasky / Lagrange                |
| 3/17/2012      | Outside     | FAE Basics  |
| 3/21/2012      | Outside     | Pipeline Emergencies                                |
| 6/7/2012       | Outside     | Mutual aid Relay Drill – McCook                     |
| 7/4/2012       | Outside     | Fourth of July Details                              |
| 7/14/2012      | Outside     | Pump / FAE Training                                 |
| 7/28/2012      | Outside     | Pump / FAE Training                                 |
| 9/5/2012       | Outside     | Table Top Exercise                                  |
| 12-Oct         | Outside     | Fire Prevention Open Houses CH /Hinsdale            |
| 11/19/2012     | Outside     | Live House Training- Hose Line Placement – Hinsdale |
| 12/6/2012      | Outside     | Fire Sims Training – Mutual aid Train WSPR          |

## DEPARTMENT TRAINING HIGHLIGHTS

- **Live Fire Training**
- **Basic Firefighter Operations Certification**
- **Advanced Firefighter Operations Certification**
- **Courage to be Safe Certification**
- **Fire Service Vehicle Operator Certification**
- **Vehicle & Machinery Operations Certification**
- **Mutual Aid Training**
- **Village Wide NIMS Training**
- **Driver Training and Evaluations**
- **Department Evening Training Drills**
- **Outside Regular Department Training**
- **12 Monthly Regulatory Training Topics – Target Safety**
- **Fire Prevention Open House in Clarendon Hills & Hinsdale**
- **Health & Wellness**

**2012 DEPARTMENT REGULATORY TRAINING**

|                     |                                     |
|---------------------|-------------------------------------|
| <b>January 12</b>   | <b>Trenching / Shoring</b>          |
| <b>February 12</b>  | <b>NFPA 1021 IC</b>                 |
| <b>March 12</b>     | <b>Back Injury Prevention</b>       |
| <b>April 12</b>     | <b>Health &amp; Wellness</b>        |
| <b>May 12</b>       | <b>Slips Trips Falls Prevention</b> |
| <b>June 12</b>      | <b>Work Extreme Temps</b>           |
| <b>July 12</b>      | <b>NFPA 1500 Blood Borne Path</b>   |
| <b>August 12</b>    | <b>NFPA 1500 Confined Space</b>     |
| <b>September 12</b> | <b>NFPA 1500 Right To Know</b>      |
| <b>October 12</b>   | <b>Drivers Intersections</b>        |
| <b>November 12</b>  | <b>1500 Respiratory Protection</b>  |
| <b>December 12</b>  | <b>Back Prevention</b>              |

**CERTIFICATIONS 2012**

|   |  |
|---|--|
| <b>New Basic Firefighter<br/>Operations Certification</b> | <b>Leahy<br/>Sobottke<br/>Chen<br/>Gallagher<br/>Godek<br/>Greyhill<br/>Horton<br/>Johnson<br/>Korzen<br/>Letizia<br/>Niemeyer<br/>Placzek<br/>Skala<br/>Skrypek<br/>White</b>                 |
| <b>Advanced Firefighter<br/>Operations Certification</b>  | <b>Krupp<br/>Bonser<br/>Sobottke<br/>Jung<br/>Rediehs<br/>Weil<br/>Jung<br/>Denlinger<br/>Laffey<br/>Briones<br/>Godek<br/>Johnson<br/>Korzen<br/>McElroy<br/>Niemeyer<br/>Swain<br/>White</b> |
| <b>Courage To Be Safe<br/>Certification</b>               | <b>Brandani<br/>Chen<br/>Godek<br/>Griffin<br/>Johnson<br/>Korzen<br/>Letizia<br/>Niemeyer<br/>White</b>   |
| <b>Fire Service Vehicle<br/>Operator Certification</b>    | <b>Leahy<br/>Sobottke<br/>Bowen<br/>Brandani<br/>Chen</b>  |

|  |  |
|--|--|
|  | <p> <b>Gallagher</b><br/> <b>Greyhill</b><br/> <b>Horton</b><br/> <b>Johnson</b><br/> <b>Korzen</b><br/> <b>McReynolds</b><br/> <b>Morris</b><br/> <b>Niemeyer</b><br/> <b>Parsons</b><br/> <b>Placzek</b><br/> <b>Skala</b><br/> <b>Skrypek</b><br/> <b>Sopko</b><br/> <b>White</b> </p>  |
| <p> <b>Vehicle &amp; Machinery</b><br/> <b>Operations Certification</b> </p> | <p> <b>Krupp</b><br/> <b>Bonser</b><br/> <b>Sobottke</b><br/> <b>Jung</b><br/> <b>Rediehs</b><br/> <b>Weil</b><br/> <b>Jung</b><br/> <b>Denlinger</b><br/> <b>Laffey</b><br/> <b>Briones</b><br/> <b>Gallagher</b><br/> <b>Griffin</b><br/> <b>Hoffman</b><br/> <b>Johnson</b><br/> <b>Korzen</b><br/> <b>Laurinaitis</b><br/> <b>Mark</b><br/> <b>McElroy</b><br/> <b>Morris</b><br/> <b>Niemeyer</b><br/> <b>O'Malley</b><br/> <b>Padgett</b><br/> <b>Parsons</b><br/> <b>Placzek</b><br/> <b>Skala</b><br/> <b>Skrypek</b><br/> <b>Swain</b><br/> <b>Van Zandt</b><br/> <b>White</b> </p> |